CTS SERIES SCREW CLAMP TERMINAL BLOCKS

The CTS series Screw Clamp Terminal Blocks have been used in various industrial applications for more than 40 years. It has a versatile clamping system with very high contact forces. In addition to numerous international approvals, some of these Terminal Blocks are qualified for use in hazardous locations and are certified with ATEX, IECEx, AEx and INMETRO approvals.

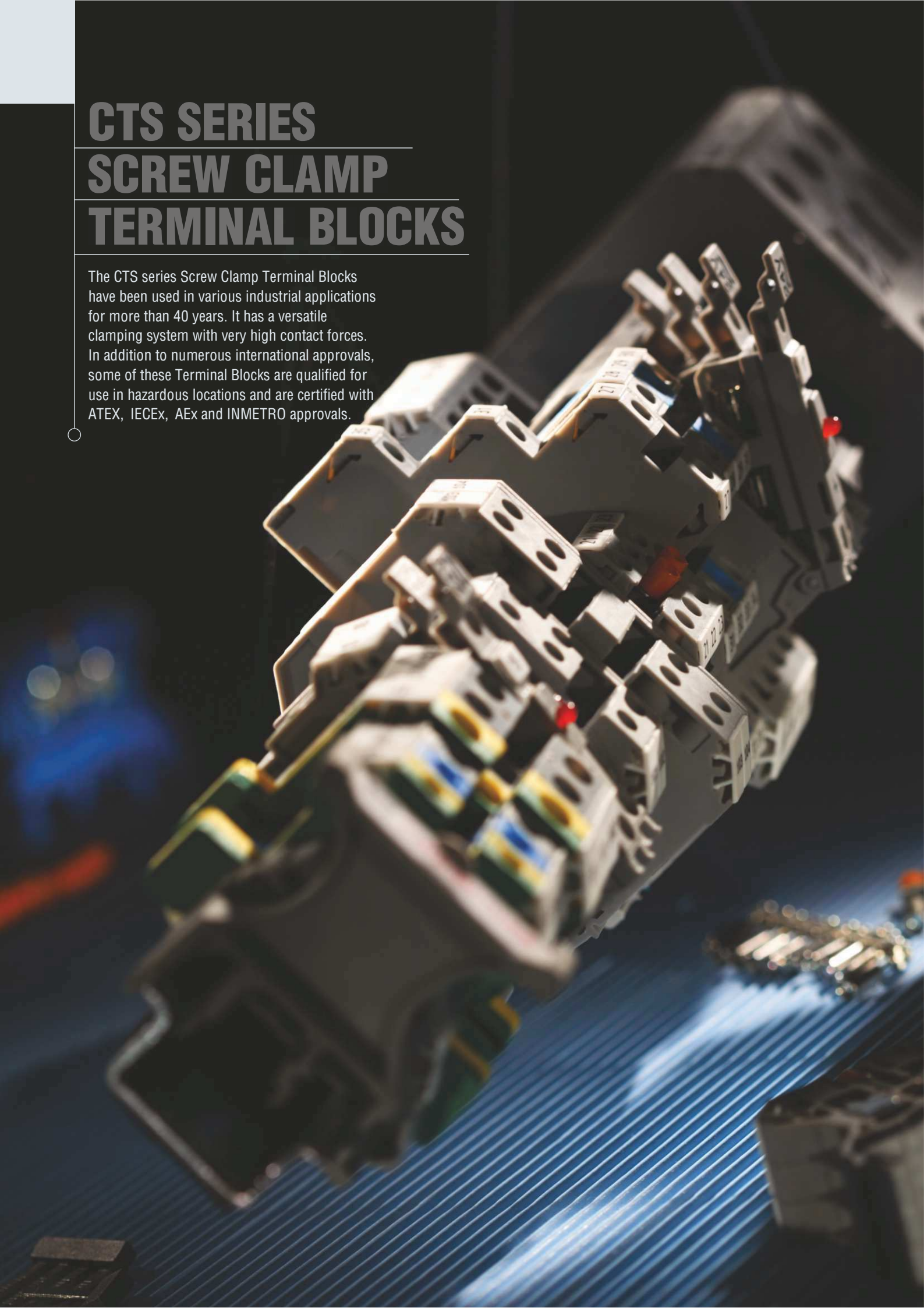

CTS SERIES SCREW CLAMP TERMINAL BLOCKS

	Standard Feed Through	9 - 14
	Multiple Connection	15 - 16
	Multiple Level	17 - 24
	Ground / Earth	25 - 28
	Neutral / Earth Clamps	29 - 30
	Screw & Spring Type Shield Connection Clamps	31 - 32
	Fuse Terminal	33 - 34
	Double Level Fuse	35 - 36
	Disconnect & Test	37 - 48
	Distribution Blocks	48 - 52
	Compact Distribution Blocks	53 - 55
	Component Carrier	56
	High Voltage	57 - 58
	Spring Loaded	59 - 62
	Micro & Panel Mount	63 - 64
	Thermocouple & Tab Connection	65 - 66
	With Electronic Components	67 - 72



A high torque clamping system on the Screw Clamp Terminal Blocks ensures safe, gas tight connections. Cold forged, rolled threaded screws ensure highly reliable connections.

All Terminal Blocks for connecting 16mm^2 wires and above have a built-in integral end plate thereby covering all live parts. This ensures safe isolation for power connections.

Same profile grounding terminals are clearly identified with a green-yellow housing. Their shape and thickness is identical to the respective feed through terminal of same wire size.

In high current Terminal Blocks, an additional auxillary terminal can be connected. This enables an additional connection of upto 6 mm^2 wires.

Multiple connection Terminal Blocks enable secure connection of more than one wire in a single Terminal Block.

Two level plus ground and Three level plus ground terminals facilitate single & three phase connections. These Terminal Blocks are an ideal choice for three phase and three phase plus ground circuits.

Universal voltage rating of 6 - 60V & 110 - 240V is available on Fuse Terminal Blocks with offline indication. Both AC & DC circuits can be connected without any polarisation requirement.



CDS6U Terminal Block system is a versatile wire connection method for current & voltage transformer and power meters. A wide range of accessories eases the testing of connected instruments.



The CHV series High Voltage Terminal Blocks are suitable for upto 1500V DC applications required in the solar industry. The specially designed creepage and clearance distances help achieve the high voltage specifications.

CDB & CMDB series distribution blocks are an ideal choice for power and signal distribution applications. They have an IP20 rating and no additional shrouds are required.



Miniature Terminal Blocks are an ideal choice for compact junction box applications. These Terminal Blocks can be mounted on DIN 15 rails.



Spring Loaded Terminal Blocks are designed as per ESI standards and meet CEGB, SEC and NTPC guidelines.



CTL series Terminal Blocks can be used for connecting sensors and actuators in control systems. Standard screw type jumpers are used to create configurations for ease of voltage distribution.



Panel mounted Terminal Blocks eliminate the need for using DIN rails. Individual terminals can be 'clicked' into each other to create specific pole configurations as per user requirements.



Shield connection clamps facilitate EMC continuity of shielded cables. Neutral & Earth clamps provides flexible solutions for terminating neutral & earthing wires on bus bars.



CTT series Terminal Blocks are used to terminate thermocouple wires. Different variants are available to connect 'K', 'J', 'T' and 'E' type thermocouple wires.



Standardized marking solutions are available to create clear and user friendly Terminal Block assemblies. Users can order blank or custom configured marking tags.



A wide range of functional Terminal Blocks are available with built in electronic components.

STANDARD FEED THROUGH TERMINAL BLOCKS

These Feed Through Terminal Blocks are the most versatile terminals for Control, Automation, Instrumentation and Power Distribution applications. A specially designed flexible foot enables easy mounting and dismounting from the DIN rail with the help of a screw driver. These Terminal Blocks have marker holding recesses to accept marking tags for circuit identification. Cross connection can be achieved with the aid of screw type jumpers.

The terminals with Ex & IECEx approval can be used in potentially explosive atmosphere. For detailed information refer page 243.

CTS2.5UN



Width (Thickness) x Length		5 x 43 mm		
Height with DIN 35 x 7.5 / 35 x 15 / 32 mm Rail		46.2 mm / 53.7 mm / 51.1 mm		
Connection Possibility as per		IEC		UL - CSA
With 1 Conductor per clamp	Stranded / Flexible	0.2 - 2.5 mm²		22 - 12 AWG
	Solid	0.2 - 4.0 mm²		22 - 10 AWG
	with Ferrule / Lug	0.2 - 2.5 mm²		22 - 12 AWG
With 2 same size Conductors per clamp	Stranded / Flexible	0.2 - 1.5 mm²		22 - 16 AWG
	with TWIN Ferrule / Lug	0.2 - 1.5 mm²		22 - 16 AWG
Wire Stripping Length		8 mm		
Ratings As Per		IEC60947-7-1	UL-1059	CSA22.2-158 IEC 60079-7
Voltage		1000 V	600 V	600 V 690 V
Current		24 A	25 A	25 A 21 A
Torque		0.4 Nm	7 lb-in	7 lb-in 0.4 Nm
Approvals				
Insulation Material / Material Group		Polyamide 6,6 / 1		
Rated Impulse Voltage / Pollution Degree		8 KV / 3		

		Type / Cat. No.	Standard Pack
Terminal Block	Grey	CTS2.5UN	100
	Blue	CTS2.5UNBU	100
	Red	CTS2.5UNR	100
	Yellow	CTS2.5UNY	100
	Black	CTS2.5UNBK	100
	Green	CTS2.5UNGN	100
	Orange	CTS2.5UNO	100
	White	CTS2.5UNW	100
Ground / Earth (Refer Pg. 25-26 for Details)		CGT4N	50
End Plate		EP2.5/4UN	50
Partition Plate		PP2.5/4UN	50
Separator Plate		SP2.5/4UN	100
Mounting Rail (Refer Pg. 217 for details)		CA701-1M / CA701-1M-S	50 m
		CA701-15-1M / CA701-15-1M-S	25 m
End Clamp (Refer Pg. 218 for details)		CA702 / CA802	50
Marking Tags (Refer Pg. 222 for details)		CA509/K5WHT	100
Screw Driver		SCS0.5/3 Blade size: 0.5 x 3.0 mm	10

Jumpers		Uninsulated	Insulated	Imax	Standard Pack
Screw Type Jumpers	2 pole	CA721/2	CA741/2	24 A	100
	3 pole	CA721/3	CA741/3	24 A	100
	4 pole	CA721/4	CA741/4	24 A	100
	10 pole	CA721/10	CA741/10	24 A	10
	100 pole	CA721/100	CA741/100	24 A	10
Configurable Jumper Bar	2 pole	CA703/01		24 A	100
	3 pole	CA704/01		24 A	100
	4 pole	CA705/01		24 A	100
	10 pole	CA731/10		24 A	100
	10 pole (Breakable)				
	100 pole	CA731/100		24 A	10
Short Sleeve & Screw for configurable jumper bar		CA707/S/Q/01			100
Switchable Jumpers		CA706/01		24 A	100
Long Sleeve & Screw for Switchable Jumpers		CA707/L/Q/01			100
External Jumpers	2 pole		CA717/2	24 A	100
	3 pole		CA717/3	24 A	100
	4 pole		CA717/4	24 A	100
	10 pole		CA717/10	24 A	20
Test Socket		CA707/TS/01			100

CTS2.5UE

6 x 43 mm

46.2 mm / 53.7 mm / 51.1 mm

IEC	UL - CSA
0.2 - 4.0 mm²	22 - 10 AWG
0.2 - 6.0 mm²	
0.2 - 4.0 mm²	22 - 10 AWG
0.2 - 2.5 mm²	22 - 12 AWG
0.2 - 2.5 mm²	22 - 12 AWG

8 mm

IEC60947-7-1	UL-1059	CSA22.2-158	IEC 60079-7
1000 V	600 V	600 V	690 V
30 A	35 A	30 A	28 A
0.5 Nm	7 lb-in	7 lb-in	0.4 Nm

Polyamide 6,6 / 1

8 KV / 3

Type / Cat. No.	Standard Pack
CTS2.5UE	100
CTS2.5UEBU	100
CTS2.5UER	100
CTS2.5UEY	100
CTS2.5UEBK	100
CTS2.5UEGN	100
CTS2.5UEO	100
CTS2.5UEW	100
CGT4N	50
EP2.5/4UN	50
PP2.5/4UN	50
SP2.5/4UN	100
CA701-1M / CA701-1M-S	50 m
CA701-15-1M / CA701-15-1M-S	25 m
CA702 / CA802	50
CA509/K6WHT	100
SCS0.6/3.5 Blade size: 0.6 x 3.5 mm	10

Uninsulated	Insulated	Imax	Standard Pack
CA722/2	CA742/2	32 A	100
CA722/3	CA742/3	32 A	100
CA722/4	CA742/4	32 A	100
CA722/10	CA742/10	32 A	10
CA722/100	CA742/100	32 A	10
CA703/1		32 A	100
CA704/1		32 A	100
CA705/1		32 A	100
CA732/10		32 A	100
CA732/10-A		32 A	100
CA732/100		32 A	10
CA707/S/Q/01			100
CA706/1		32A	100
CA707/L/Q/01			100
	CA713/2	30 A	100
	CA713/3	30 A	100
	CA713/4	30 A	100
	CA713/10	30 A	20
CA707/TS/01			100

CTS4UN

6 x 43 mm

46.2 mm / 53.7 mm / 51.1 mm

IEC	UL - CSA
0.2 - 4.0 mm²	22 - 10 AWG
0.2 - 6.0 mm²	
0.2 - 4.0 mm²	22 - 10 AWG
0.2 - 2.5 mm²	22 - 12 AWG
0.2 - 2.5 mm²	22 - 12 AWG

8 mm

IEC60947-7-1	UL-1059	CSA22.2-158	IEC 60079-7
1000 V	600 V	600 V	690 V
32 A	35 A	35 A	28 A
0.5 Nm	7 lb-in	7 lb-in	0.5 Nm

Polyamide 6,6 / 1

8 KV / 3

Type / Cat. No.	Standard Pack
CTS4UN	100
CTS4UNBU	100
CTS4UNR	100
CTS4UNY	100
CTS4UNBK	100
CTS4UNGN	100
CTS4UNO	100
CTS4UNW	100
CGT4N	50
EP2.5/4UN	50
PP2.5/4UN	50
SP2.5/4UN	100
CA701-1M / CA701-1M-S	50 m
CA701-15-1M / CA701-15-1M-S	25 m
CA702 / CA802	50
CA509/K6WHT	100
SCS0.6/3.5 Blade size: 0.6 x 3.5 mm	10

Uninsulated	Insulated	Imax	Standard Pack
CA722/2	CA742/2	32 A	100
CA722/3	CA742/3	32 A	100
CA722/4	CA742/4	32 A	100
CA722/10	CA742/10	32 A	10
CA722/100	CA742/100	32 A	10
CA703/1		32 A	100
CA704/1		32 A	100
CA705/1		32 A	100
CA732/10		32 A	100
CA732/10-A		32 A	100
CA732/100		32 A	10
CA707/S/Q/01			100
CA706/1		32A	100
CA707/L/Q/01			100
	CA713/2	30 A	100
	CA713/3	30 A	100
	CA713/4	30 A	100
	CA713/10	30 A	20
CA707/TS/01			100

CTS6U



8 x 43 mm

47.8 mm / 55.5 mm / 52.8 mm

IEC	UL - CSA
0.5 - 6.0 mm²	22 - 8 AWG
0.5 - 6.0 mm²	22 - 8 AWG
0.5 - 4.0 mm²	22 - 10 AWG
0.5 - 4.0 mm²	22 - 10 AWG

9 mm

IEC60947-7-1	UL-1059	CSA22.2-158	IEC 60079-7
1000 V	600 V	600 V	690 V
41 A	50 A	50 A	36 A
0.8 Nm	14 lb-in	14 lb-in	0.8 Nm

Polyamide 6,6 / 1

8 KV / 3

Type / Cat. No.	Standard Pack
CTS6U	100
CTS6UBU	100
CTS6UR	100
CTS6UY	100
CTS6UBK	100
CTS6UGN	100
CTS6UO	100
CTS6UW	100
CGT6N	50
EP6/10U	50
PP6/10U	50
SP6/10U	100
CA701-1M / CA701-1M-S	50 m
CA701-15-1M / CA701-15-1M-S	25 m
CA702 / CA802	50
CA509/K8WHT	100
SCS0.8/4 Blade size: 0.8 x 4 mm	10

Uninsulated	Insulated	Imax	Standard Pack
CA723/2	CA743/2	41 A	100
CA723/3	CA743/3	41 A	50
CA723/4	CA743/4	41 A	50
CA723/10	CA743/10	41 A	10
CA703/2		41 A	100
CA704/2		41 A	100
CA705/2		41 A	100
CA733/10		41 A	100
CA707/S/Q/1			100
CA706/2		41A	100
CA707/L/Q/1			100
	CA710/2	35 A	100
	CA710/3	35 A	50
	CA710/4	35 A	50
	CA710/10	35 A	20
CA707/TS/05			100

STANDARD FEED THROUGH TERMINAL BLOCKS



	CTS10U	CTS16U
Width (Thickness) x Length	10 x 43 mm	12 x 43 mm
Height with DIN 35 x 7.5 / 35 x 15 / 32 mm Rail	47.8 mm / 55.5 mm / 52.8 mm	47.8 mm / 55.5 mm / 52.8 mm
Connection Possibility as per	IEC / UL - CSA	IEC / UL - CSA
With 1 Conductor per clamp — Stranded / Flexible	0.5 - 10.0 mm² / 16 - 6 AWG	0.2 - 16.0 mm² / 20 - 4 AWG
With 1 Conductor per clamp — Solid		
With 1 Conductor per clamp — with Ferrule / Lug	0.5 - 10.0 mm² / 16 - 6 AWG	0.2 - 16.0 mm² / 20 - 4 AWG
With 2 same size Conductors per clamp — Stranded / Flexible	0.5 - 6.0 mm² / 16 - 10 AWG	0.2 - 10.0 mm² / 20 - 8 AWG
With 2 same size Conductors per clamp — with TWIN Ferrule / Lug	0.5 - 6.0 mm² / 16 - 10 AWG	0.2 - 10.0 mm² / 20 - 8 AWG
Wire Stripping Length	11 mm	12 mm
Ratings As Per	IEC60947-7-1 / UL-1059 / CSA22.2-158 / IEC 60079-7	IEC60947-7-1 / UL-1059 / CSA22.2-158 / IEC 60079-7
Voltage	1000 V / 600 V / 600 V / 690 V	1000 V / 600 V / 600 V / 690 V
Current	57 A / 65 A / 65 A / 50 A	76 A / 85 A / 70 A / 66 A
Torque	1.2 Nm / 14 lb-in / 14 lb-in / 1.2 Nm	1.2 Nm / 14 lb-in / 14 lb-in / 2.0 Nm
Approvals	IECEE, CE, cULus, cCSAus, VDE, Ex, IECEx, AEx, Lloyd's Register	IECEE, CE, cULus, cCSAus, VDE, Ex, IECEx, AEx, Lloyd's Register
Insulation Material / Material Group	Polyamide 6,6 / 1	Polyamide 6,6 / 1
Rated Impulse Voltage / Pollution Degree	8 KV / 3	8 KV / 3

		Type / Cat. No.	Standard Pack	Type / Cat. No.	Standard Pack
Terminal Block	Grey	CTS10U	100	CTS16U	50
	Blue	CTS10UBU	100	CTS16UBU	50
	Red	CTS10UR	100	CTS16UR	50
	Yellow	CTS10UY	100	CTS16UY	50
	Black	CTS10UBK	100	CTS16UBK	50
	Green	CTS10UGN	100	CTS16UGN	50
	Orange	CTS10UO	100		
	White	CTS10UW	100		
Ground / Earth (Refer Pg. 26 - 28 for Details)		CGT10N	50	CGT16N	50
End Plate		EP6/10U	50		
Partition Plate		PP6/10U	50		
Separator Plate		SP6/10U	100	SP6/10U	100
Mounting Rail (Refer Pg. 217 for details)		CA701-1M / CA701-1M-S	50 m	CA701-1M / CA701-1M-S	50 m
		CA701-15-1M / CA701-15-1M-S	25 m	CA701-15-1M / CA701-15-1M-S	25 m
End Clamp (Refer Pg. 218 for details)		CA702 / CA802	50	CA702 / CA802	50
Marking Tags (Refer Pg. 222 for details)		CA509/K10WHT	100	CA509/K12WHT	100
Screw Driver		SCS0.8/4 Blade size: 0.8 x 4 mm	10	SCS1.0/5.5 Blade size: 1.0 x 5.5 mm	10

Jumpers		Uninsulated	Insulated	Imax	Standard Pack	Uninsulated	Insulated	Imax	Standard Pack
Screw Type Jumpers	2 pole	CA724/2	CA744/2	57 A	100	CA751/2	CA761/2	65 A	50
	3 pole	CA724/3	CA744/3	57 A	50	CA751/3	CA761/3	65 A	50
	4 pole	CA724/4	CA744/4	57 A	50	CA751/4	CA761/4	65 A	50
	10 pole	CA724/10	CA744/10	57 A	10	CA751/10	CA761/10	65 A	10
Configurable Jumper Bar	2 pole	CA703/3		57 A	100	CA703/8		65 A	100
	3 pole	CA704/3		57 A	100	CA704/8		65 A	100
	4 pole	CA705/3		57 A	100	CA705/8		65 A	100
	10 pole	CA734/10		57 A	100	CA739/10		65 A	100
Short Sleeve & Screw for configurable jumper bar		CA707/S/Q/1			100	CA707/S/Q/1			100
Switchable Jumpers		CA706/3		57 A	100				
Long Sleeve & Screw for Switchable Jumpers		CA707/L/Q/1			100				
External Jumpers	2 pole		CA718/2	57 A	100				
	3 pole		CA718/3	57 A	50				
	4 pole		CA718/4	57 A	50				
	10 pole		CA718/10	57 A	20		CA719/10	76 A	20
Test Socket		CA707/TS/05			100	CA707/TS/05			100

CTS25UN

12 x 48 mm

57.2 mm / 64.7 mm / 62.3 mm

IEC	UL - CSA
4.0 - 25.0 mm²	14 - 2 AWG
4.0 - 25.0 mm²	14 - 2 AWG
4.0 - 16 mm²	14 - 4 AWG
4.0 - 10 mm²	14 - 6 AWG

14 mm

IEC60947-7-1	UL-1059	CSA22.2-158	IEC 60079-7
1000 V	600 V	600 V	690 V
101 A	105 A	85 A	88 A
2.0 Nm	30 lb-in	18 lb-in	2.0 Nm

Polyamide 6,6 / 1

8 KV / 3

Type / Cat. No.	Standard Pack
CTS25UN	50
CTS25UNBU	50
CTS25UNR	50
CTS25UNY	50
CTS25UNBK	50
CTS25UNGN	50
PP25UN	50
CA701-1M / CA701-1M-S	50 m
CA701-15-1M / CA701-15-1M-S	25 m
CA702 / CA802	50
CA509/K12WHT	100
SCS1.0/5.5 Blade size: 1.0 x 5.5 mm	10

Uninsulated	Insulated	Imax	Standard Pack
CA725/2	CA745/2	90 A	50
CA725/3	CA745/3	90 A	20
CA725/4	CA745/4	90 A	20
CA725/10	CA745/10	90 A	10
CA703/4		90 A	100
CA704/4		90 A	100
CA705/4		90 A	100
CA735/10		90 A	100
CA707/S/Q/2			100
CA707/TS/06			100

CTS35UN

16 x 50.5 mm

59.2 mm / 66.7 mm / 64.3 mm

IEC	UL - CSA
4.0 - 35.0 mm²	12 - 1/0 AWG
4.0 - 35.0 mm²	12 - 1/0 AWG
4.0 - 16.0 mm²	12 - 4 AWG
4.0 - 16.0 mm²	12 - 8 AWG

15 mm

IEC60947-7-1	UL-1059	CSA22.2-158	IEC 60079-7
1000 V	600 V	600 V	800 V
125 A	150 A	130 A	109 A
2.5 Nm	50 lb-in	25 lb-in	2.5 Nm

Polyamide 6,6 / 1

8 KV / 3

Type / Cat. No.	Standard Pack
CTS35UN	50
CTS35UNBU	50
CTS35UNR	50
CTS35UNY	50
CTS35UNBK	50
CTS35UNGN	50
CGT35U	20
PP35UN	50
CA701-1M / CA701-1M-S	50 m
CA701-15-1M / CA701-15-1M-S	25 m
CA702 / CA802	50
CA509/K16WHT	100
SCS1.0/5.5 Blade size: 1.0 x 5.5 mm	10

Uninsulated	Insulated	Imax	Standard Pack
CA771/2	CA781/2	105 A	50
CA771/3	CA781/3	105 A	20
CA771/4	CA781/4	105 A	20
CA771/10	CA781/10	105 A	10
CA703/10		105 A	100
CA704/10		105 A	100
CA705/10		105 A	100
CA770/10		105 A	10
CA707/S/Q/2			100
CA707/TS/06			100

CTS35UNA



With Allen screw

16 x 50.5 mm

59.2 mm / 66.7 mm / 64.3 mm

IEC	UL - CSA
4.0 - 35.0 mm²	12 - 2 AWG
4.0 - 35.0 mm²	12 - 2 AWG
4.0 - 16.0 mm²	12 - 4 AWG
4.0 - 16.0 mm²	12 - 8 AWG

15 mm

IEC60947-7-1	UL-1059	CSA22.2-158
1000 V	600 V	600 V
125 A	150 A	130 A
2.5 Nm	50 lb-in	25 lb-in

Polyamide 6,6 / 1

8 KV / 3

Type / Cat. No.	Standard Pack
CTS35UNA	50
CTS35UNABU	50
CTS35UNAR	50
CTS35UNAY	50
CTS35UNABK	50
CTS35UNAGN	50
CGT35U	20
PP35UN	50
CA701-1M / CA701-1M-S	50 m
CA701-15-1M / CA701-15-1M-S	25 m
CA702 / CA802	50
CA509/K16WHT	100
SCS1.0/5.5 Blade size: 1.0 x 5.5 mm	10

Uninsulated	Insulated	Imax	Standard Pack
CA771/2	CA781/2	105 A	50
CA771/3	CA781/3	105 A	20
CA771/4	CA781/4	105 A	20
CA771/10	CA781/10	105 A	10
CA703/10		105 A	100
CA704/10		105 A	100
CA705/10		105 A	100
CA770/10		105 A	10
CA707/S/Q/2			100
CA707/TS/06			100

STANDARD FEED THROUGH TERMINAL BLOCKS

CTS50/70N



CTS50/70NA



With Allen screw

	CTS50/70N	CTS50/70NA
Width (Thickness) x Length	20.5 x 77 mm	20.5 x 77 mm
Height with DIN 35 x 7.5 / 35 x 15 / 32 mm Rail	71.1 mm / 78.1 mm	71.1 mm / 78.1 mm

Connection Possibility as per		IEC	UL - CSA
With 1 Conductor per clamp	Stranded / Flexible	10.0 - 70.0 mm^2	8 - 2/0 AWG
	Stranded / Flexible with Ferrule / Lug	10.0 - 70.0 mm^2	8 - 2/0 AWG
With 2 same size Conductors per clamp	Stranded / Flexible	10.0 - 35.0 mm^2	8 - 2 AWG

Wire Stripping Length	22 mm	22 mm

Ratings As Per	IEC60947-7-1	UL-1059	CSA22.2-158
Voltage	1000 V	1000 V	1000 V
Current	192 A	175 A	175 A
Torque	3.0 Nm	38 lb-in	38 lb-in

Approvals

Insulation Material / Material Group	Polyamide 6,6 / 1	Polyamide 6,6 / 1
Rated Impulse Voltage / Pollution Degree	8 KV / 3	8 KV / 3

		Type / Cat. No.	Standard Pack	Type / Cat. No.	Standard Pack
Terminal Block	Grey	CTS50/70N	20	CTS50/70NA	20
	Blue	CTS50/70NBU	20	CTS50/70NABU	20
	Red	CTS50/70NR	20	CTS50/70NAR	20
	Yellow	CTS50/70NY	20	CTS50/70NAY	20
	Black	CTS50/70NBK	20	CTS50/70NABK	20
	Green	CTS50/70NGN	20	CTS50/70NAGN	20
	Green-Yellow	CGT50/70N	20	CGT50/70N	20
Auxiliary / Pick Off Terminal		AUX6	10	AUX6	10
Mounting Rail (Refer Pg. 217 for details)		CA701-1M / CA701-1M-S	50 m	CA701-1M / CA701-1M-S	50 m
		CA701-15-1M / CA701-15-1M-S	25 m	CA701-15-1M / CA701-15-1M-S	25 m
End Clamp (Refer Pg. 218 for details)		CA202 / CA102	50	CA202 / CA102	50
Marking Tags (Refer Pg. 222 for details)		CA509/K16WHT	100	CA509/K16WHT	100

Jumpers		Type / Cat. No.	Imax	Standard Pack	Type / Cat. No.	Imax	Standard Pack
Screw Type Jumpers	2 pole	CA628/2	192 A	10	CA628/2	192 A	10
	3 pole	CA628/3	192 A	10	CA628/3	192 A	10

CTS95/120N

With Allen screw

27 x 85 mm	
83.0 mm / 90.5 mm	
IEC	**UL - CSA**
25.0 - 120.0 mm²	2 - 250 kcmil
25.0 - 120.0 mm²	2 - 250 kcmil
25.0 - 70 mm²	2 - 2/0 AWG
24 mm	

IEC60947-7-1	UL-1059	CSA22.2-158	
1000 V	1000 V	1000 V	
269 A	240 A	240 A	
6.0 Nm	90 lb-in	90 lb-in	

Polyamide 6,6 / 1
8 KV / 3

Type / Cat. No.	Standard Pack
CTS95/120N	10
CTS95/120NBU	10
CTS95/120NR	10
CTS95/120NY	10
CTS95/120NBK	10
CTS95/120NGN	10

AUX6	10
CA701-1M / CA701-1M-S	50 m
CA701-15-1M / CA701-15-1M-S	25 m
CA202 / CA102	50
CA509/K16WHT	100

Type / Cat. No.	Imax	Standard Pack
CA629/2	269 A	10
CA629/3	269 A	10

AUX6 (Auxiliary Terminal Block)

In certain power circuits, there is a need to take an extra connection for an Auxiliary circuit like an indicating light or contactor. The AUX6 terminal easily plugs into the terminal and provides this extra connection point.



Width (Thickness) x Length x Height		8 x 53.6 x 29.4 mm
With 1 Conductor per clamp	Stranded / Flexible	0.5 - 6.0 mm² 22 - 8 AWG
	Solid	
	with Ferrule / Lug	0.5 - 6.0 mm² 22 - 8 AWG
With 2 same size Conductors per clamp	Stranded / Flexible	0.5 - 4.0 mm² 22 - 10 AWG
	with TWIN Ferrule / Lug	0.5 - 4.0 mm² 22 - 10 AWG

Ratings As Per	IEC60947-7-1	UL-1059	CSA22.2-158	IEC 60079-7
Voltage	1000 V	600 V	600 V	630 V
Current	41 A	50 A	50 A	36 A
Torque	0.8 Nm	14 lb-in	14 lb-in	0.8 Nm

	Type / Cat. No.	Standard Pack	Suitable For
Auxiliary Terminal	AUX6	10	CTS50/70N CTS50/70NA CTS95/120N
Marking Tag	CA509/K8WHT	100	AUX6



MULTIPLE CONNECTION TERMINAL BLOCKS

These blocks are used to connect multiple wires in a single Terminal Block, thereby eliminating reliability problems encountered when connecting multiple wires in a single clamp.

CMCG4 ground terminal enables the connection of grounding wires and is available in standard Green-Yellow colour.

The terminals with Ex & IECEx approval can be used in potentially explosive atmosphere. For detailed information refer page 243.

CMC1-2

Width (Thickness) x Length		6 x 46.5 mm		
Height with DIN 35 x 7.5 / 35 x 15 / 32 mm Rail		49.5 mm / 56.5 mm / 53.3 mm		
Connection Possibility as per		IEC		UL - CSA
With 1 Conductor per clamp	Stranded / Flexible	0.2 - 4.0 mm²		22 - 10 AWG
	Solid	0.2 - 6.0 mm²		
	with Ferrule / Lug	0.2 - 4.0 mm²		22 - 10 AWG
With 2 same size Conductors per clamp	Stranded / Flexible	0.2 - 2.5 mm²		22 - 12 AWG
	with TWIN Ferrule / Lug	0.2 - 2.5 mm²		22 - 12 AWG
Wire Stripping Length		9 mm		
Ratings As Per		IEC60947-7-1	UL-1059	CSA22.2-158 IEC 60079-7
Voltage		630 V	600 V	600 V 500 V
Current		32 A	35 A	35 A 28 A
Torque		0.5 Nm	7 lb-in	7 lb-in 0.5 Nm
Approvals				
Insulation Material / Material Group		Polyamide 6,6 / 1		
Rated Impulse Voltage / Pollution Degree		8 KV / 3		

		Type / Cat. No.	Standard Pack
Terminal Block	Grey	CMC1-2	100
	Blue	CMC1-2BU	100
Ground / Earth (Refer Pg. 16 for Details)			
End Plate		EPCMC1-2	50
Mounting Rail (Refer Pg. 217 for details)		CA701-1M / CA701-1M-S	50 m
		CA701-15-1M / CA701-15-1M-S	25 m
End Clamp (Refer Pg. 218 for details)		CA702 / CA802	50
Marking Tags (Refer Pg. 222 for details)		CA509/K6WHT	100
Screw Driver		SCS0.6/3.5 Blade size: 0.6 x 3.5 mm	10

Jumpers		Uninsulated	Insulated	Imax	Standard Pack
Screw Type Jumpers	2 pole	CA722/2	CA742/2	32 A	100
	3 pole	CA722/3	CA742/3	32 A	100
	4 pole	CA722/4	CA742/4	32 A	100
	10 pole	CA722/10	CA742/10	32 A	10
	100 pole	CA722/100	CA742/100	32 A	10
Configurable Jumper Bar	2 pole	CA703/1		32 A	100
	3 pole	CA704/1		32 A	100
	4 pole	CA705/1		32 A	100
	10 pole	CA732/10		32 A	100
	10 pole (Breakable)	CA732/10-A		32 A	100
	100 pole	CA732/100		32 A	10
Short Sleeve & Screw for configurable jumper bar		CA707/S/Q/01			100
External Jumpers	2 pole	CA713/2		30 A	100
	3 pole	CA713/3		30 A	100
	4 pole	CA713/4		30 A	100
	10 pole	CA713/10		30 A	20
Test Socket		CA707/TS/01			100

* External Jumpers can be used only in the upper level clamping unit of the Terminal Block.

CMC2-2



6 x 65 mm	
53.4 mm / 60.5 mm / 58.7 mm	
IEC	UL - CSA
0.2 - 4.0 mm²	22 - 10 AWG
0.2 - 6.0 mm²	
0.2 - 4.0 mm²	22 - 10 AWG
0.2 - 2.5 mm²	22 - 12 AWG
0.2 - 2.5 mm²	22 - 12 AWG
9 mm	

IEC60947-7-1	UL-1059	CSA22.2-158	IEC 60079-7
630 V	600 V	600 V	690 V
32 A	35 A	35 A	28 A
0.5 Nm	7 lb-in	7 lb-in	0.5 Nm

Polyamide 6,6 / 1	
8 KV / 3	

Type / Cat. No.			Standard Pack
CMC2-2			50
CMC2-2BU			50
CMCG4			50
EPCMC2-2			50
CA701-1M	/	CA701-1M-S	50 m
CA701-15-1M	/	CA701-15-1M-S	25 m
CA702 / CA802			50
CA509/K6WHT			100
SCS0.6/3.5	Blade size: 0.6 x 3.5 mm		10

Uninsulated	Insulated	Imax	Standard Pack
CA722/2	CA742/2	32 A	100
CA722/3	CA742/3	32 A	100
CA722/4	CA742/4	32 A	100
CA722/10	CA742/10	32 A	10
CA722/100	CA742/100	32 A	10
CA703/1		32 A	100
CA704/1		32 A	100
CA705/1		32 A	100
CA732/10		32 A	100
CA732/10-A		32 A	100
CA732/100		32 A	10
CA707/S/Q/01			100
CA713/2		30 A	100
CA713/3		30 A	100
CA713/4		30 A	100
CA713/10		30 A	20
CA707/TS/01			100

CMCG4

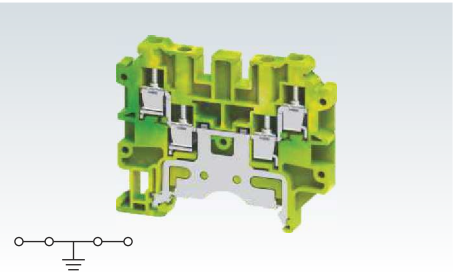

6 x 65 mm	
53.7 mm / 60.9 mm	
IEC	UL - CSA
0.2 - 4.0 mm²	24 - 10 AWG
0.2 - 6.0 mm²	
0.2 - 4.0 mm²	24 - 10 AWG
0.2 - 2.5 mm²	24 - 12 AWG
0.2 - 2.5 mm²	24 - 12 AWG
9 mm	

IEC60947-7-2	UL-1059	CSA22.2-158	
0.5 Nm	4.5 lb-in	4.5 lb-in	

Polyamide 6,6 / 1	
8 KV / 3	

Type / Cat. No.			Standard Pack
CMCG4			50
EPCKT4U/4			50
CA701-1M	/	CA701-1M-S	50 m
CA701-15-1M	/	CA701-15-1M-S	25 m
CA702 / CA802			50
CA509/K6WHT			100
SCS0.6/3.5	Blade size: 0.6 x 3.5 mm		10

Uninsulated	Insulated	Imax	Standard Pack

MULTIPLE LEVEL TERMINAL BLOCKS

These Terminal Blocks are ideal for use in applications requiring high density wiring. In the ODL series Terminal Blocks, the top level is offset from the bottom level by half the thickness of the Terminal Block. In ODL2.5A, ODL4UA the terminals can be interlocked.

In the ODL2.5(I.S) & CDL4UN(I.S) Terminal Blocks, both levels are internally shorted.

The ODLG2.5 & CDLG4 Terminal Block have a feed through functions in the top level and grounding function on the bottom level. These grounding points are appropriately identified by the green-yellow imprint. ODLG2.5(I.S) and CDLG4(I.S) are grounding Terminal Blocks with the same profile of ODL2.5 and CDL4UN Terminal Blocks respectively.

Triple level Terminal Blocks are an ideal choice for control systems where sensor and actuator applications are involved. The simplified 3-level connections tremendously increase wiring density in the circuit.

The top level of the CTL2.5UH Terminal Block provides connection points for signal wires while the middle and bottom level are used for positive and negative potentials. In applications where switching indication is required choice of CTL2.5UL & CTL2.5UHL with built in electronic components is available.

Marking tags in blue and red colour besides the conventional white colour are suggested for effective indentification. CTL2.5U(I.S) is internally shorted and CTL2.5UH(I.S)D2 is internally shorted with built in Diode for reverse polarity protection.

CTLG2.5 is a triple level Terminal Block with an additional connection point for earthing cables.

ODL2.5A



Width (Thickness) x Length			5 x 62 mm	
Height with DIN 35 x 7.5 / 35 x 15			61 mm / 68.5 mm	
Connection Possibility as per			IEC	UL - CSA
With 1 Conductor per clamp	Stranded / Flexible		0.2 - 2.5 mm^2	24 - 12 AWG
	Solid		0.2 - 4.0 mm^2	
	with Ferrule / Lug		0.2 - 2.5 mm^2	24 - 12 AWG
With 2 same size Conductors per clamp	Stranded / Flexible		0.2 - 1.5 mm^2	24 - 16 AWG
	with TWIN Ferrule / Lug		0.2 - 1.5 mm^2	24 - 16 AWG
Wire Stripping Length			8 mm	
Ratings As Per			IEC60947-7-1	UL-1059 / CSA22.2-158
Voltage			800 V	300 V / 300 V
Current			24 A	25 A / 25 A
Torque			0.4 Nm	4.5 lb-in / 4.5 lb-in
Approvals				
Insulation Material / Material Group			Polyamide 6,6 / 1	
Rated Impulse Voltage / Pollution Degree			8 KV / 3	

			Type / Cat. No.		Standard Pack
Terminal Block		With Stackable Function	ODL2.5A		50
			ODL2.5		50
End Plate		Front Side	EPODL2.5		50
		Back Side	EP1ODL2.5		50
Mounting Rail	(Refer Pg. 217 for details)		CA701-1M	/ CA701-1M-S	50 m
			CA701-15-1M	/ CA701-15-1M-S	25 m
End Clamp	(Refer Pg. 218 for details)		CA702 / CA802 / CA202		50
Marking Tags	(Refer Pg. 222 for details)		CA509/K5WHT		100
Screw Driver			SCS0.5/3	Blade size: 0.5 x 3.0 mm	10

Jumpers		Type / Cat. No.	Imax	Standard Pack
Pluggable Jumpers	2 pole	JX2.5/2	24 A	100
	3 pole	JX2.5/3	24 A	50
	4 pole	JX2.5/4	24 A	50
	5 pole	JX2.5/5	24 A	50
	6 pole	JX2.5/6	24 A	10
	7 pole	JX2.5/7	24 A	10
	8 pole	JX2.5/8	24 A	10
	10 pole	JX2.5/10	24 A	10
Test Plug		TX2.5		50

ODL2.5A(I.S)

5 x 62 mm

61 mm / 68.5 mm

IEC	UL - CSA
0.2 - 2.5 mm^2	24 - 12 AWG
0.2 - 4.0 mm^2	
0.2 - 2.5 mm^2	24 - 12 AWG
0.2 - 1.5 mm^2	24 - 16 AWG
0.2 - 1.5 mm^2	24 - 16 AWG

8 mm

IEC60947-7-1	UL-1059	CSA22.2-158	
800 V	300 V	300 V	
24 A	25 A	25 A	
0.4 Nm	4.5 lb-in	4.5 lb-in	

Polyamide 6,6 / 1

8 KV / 3

Type / Cat. No.	Standard Pack
ODL2.5A(I.S)	50
ODL2.5(I.S)	50
EPODL2.5	50
EP1ODL2.5	50
CA701-1M / CA701-1M-S	50 m
CA701-15-1M / CA701-15-1M-S	25 m
CA702 / CA802 / CA202	50
CA509/K5WHT	100
SCS0.5/3 Blade size: 0.5 x 3.0 mm	10

Type / Cat. No.	Imax	Standard Pack
JX2.5/2	24 A	100
JX2.5/3	24 A	50
JX2.5/4	24 A	50
JX2.5/5	24 A	50
JX2.5/6	24 A	10
JX2.5/7	24 A	10
JX2.5/8	24 A	10
JX2.5/10	24 A	10
TX2.5		50

ODLG2.5A



5 x 62 mm

61 mm / 68.5 mm

IEC	UL - CSA
0.2 - 2.5 mm^2	24 - 12 AWG
0.2 - 4.0 mm^2	
0.2 - 2.5 mm^2	24 - 12 AWG
0.2 - 1.5 mm^2	24 - 16 AWG
0.2 - 1.5 mm^2	24 - 16 AWG

8 mm

IEC60947-7-1	UL-1059	CSA22.2-158	
800 V	300 V	300 V	
24 A	25 A	25 A	
0.4 Nm	4.5 lb-in	4.5 lb-in	

Polyamide 6,6 / 1

8 KV / 3

Type / Cat. No.	Standard Pack
ODLG2.5A	50
ODLG2.5	50
EPODL2.5	50
EP1ODL2.5	50
CA701-1M / CA701-1M-S	50 m
CA701-15-1M / CA701-15-1M-S	25 m
CA702 / CA802 / CA202	50
CA509/K5WHT	100
SCS0.5/3 Blade size: 0.5 x 3.0 mm	10

Type / Cat. No.	Imax	Standard Pack
JX2.5/2	24 A	100
JX2.5/3	24 A	50
JX2.5/4	24 A	50
JX2.5/5	24 A	50
JX2.5/6	24 A	10
JX2.5/7	24 A	10
JX2.5/8	24 A	10
JX2.5/10	24 A	10
TX2.5		50

ODLG2.5A(I.S)



5 x 62 mm

61 mm / 68.5 mm

IEC	UL - CSA
0.2 - 2.5 mm^2	24 - 12 AWG
0.2 - 4.0 mm^2	
0.2 - 2.5 mm^2	24 - 12 AWG
0.2 - 1.5 mm^2	24 - 16 AWG
0.2 - 1.5 mm^2	24 - 16 AWG

8 mm

IEC60947-7-1	UL-1059	CSA22.2-158	
0.4 Nm	4.5 lb-in	4.5 lb-in	

Polyamide 6,6 / 1

8 KV / 3

Type / Cat. No.	Standard Pack
ODLG2.5A(I.S)	50
ODLG2.5(I.S)	50
EPODL2.5	50
EP1ODL2.5	50
CA701-1M / CA701-1M-S	50 m
CA701-15-1M / CA701-15-1M-S	25 m
CA702 / CA802 / CA202	50
CA509/K5WHT	100
SCS0.5/3 Blade size: 0.5 x 3.0 mm	10

Type / Cat. No.	Imax	Standard Pack
JX2.5/2	24 A	100
JX2.5/3	24 A	50
JX2.5/4	24 A	50
JX2.5/5	24 A	50
JX2.5/6	24 A	10
JX2.5/7	24 A	10
JX2.5/8	24 A	10
JX2.5/10	24 A	10
TX2.5		50

	CDL4UN	CDL4UN(I.S)
Width (Thickness) x Length	6 x 57 mm	6 x 57 mm
Height with DIN 35 x 7.5 / 35 x 15 / 32 mm Rail	59.5 mm / 67.2 mm / 64.5 mm	59.5 mm / 67.2 mm / 64.5 mm
Connection Possibility as per	IEC / UL - CSA	IEC / UL - CSA
With 1 Conductor per clamp — Stranded / Flexible	0.2 - 4.0 mm² / 22 - 10 AWG	0.2 - 4.0 mm² / 22 - 10 AWG
With 1 Conductor per clamp — Solid	0.2 - 6.0 mm² /	0.2 - 6.0 mm² /
With 1 Conductor per clamp — with Ferrule / Lug	0.2 - 4.0 mm² / 22 - 10 AWG	0.2 - 4.0 mm² / 22 - 10 AWG
With 2 same size Conductors per clamp — Stranded / Flexible	0.2 - 2.5 mm² / 22 - 12 AWG	0.2 - 2.5 mm² / 22 - 12 AWG
With 2 same size Conductors per clamp — with TWIN Ferrule / Lug	0.2 - 2.5 mm² / 22 - 12 AWG	0.2 - 2.5 mm² / 22 - 12 AWG
Wire Stripping Length	9 mm	9 mm
Ratings As Per	IEC60947-7-1 / UL-1059 / CSA22.2-158 / IEC 60079-7	IEC60947-7-1 / UL-1059 / CSA22.2-158
Voltage	800 V / 600 V / 600 V / 550 V	800 V / 600 V / 600 V
Current	32 A / 35 A / 35 A / 28 A	32 A / 35 A / 35 A
Torque	0.5 Nm / 7 lb-in / 7 lb-in / 0.5 Nm	0.5 Nm / 7 lb-in / 7 lb-in
Approvals		
Insulation Material / Material Group	Polyamide 6,6 / 1	Polyamide 6,6 / 1
Rated Impulse Voltage / Pollution Degree	8 KV / 3	8 KV / 3

		Type / Cat. No.	Standard Pack	Type / Cat. No.	Standard Pack
Terminal Block	Grey	CDL4UN	100	CDL4UN(I.S)	100
	Blue	CDL4UNBU	100	CDL4UN(I.S)BU	100
	Red	CDL4UNR	100	CDL4UN(I.S)R	100
	Yellow	CDL4UNY	100	CDL4UN(I.S)Y	100
	Black	CDL4UNBK	100	CDL4UN(I.S)BK	100
	Green	CDL4UNGN	100	CDL4UN(I.S)GN	100
	Orange	CDL4UNO	100	CDL4UN(I.S)O	100
	White	CDL4UNW	100	CDL4UN(I.S)W	100
Ground / Earth (Refer Pg. 20 for Details)		CDLG4(I.S)	100	CDLG4(I.S)	100
End Plate		EPCDL4UN	50	EPCDL4UN	50
Separator Plate		SPCDL4U	100	SPCDL4U	100
Mounting Rail (Refer Pg. 217 for details)		CA701-1M / CA701-1M-S	50 m	CA701-1M / CA701-1M-S	50 m
		CA701-15-1M / CA701-15-1M-S	25 m	CA701-15-1M / CA701-15-1M-S	25 m
End Clamp (Refer Pg. 218 for details)		CA702 / CA802 / CA202	50	CA702 / CA802 / CA202	50
Marking Tags (Refer Pg. 222 for details)		CA509/K6WHT	100	CA509/K6WHT	100
Screw Driver		SCS0.6/3.5 Blade size: 0.6 x 3.5 mm	10	SCS0.6/3.5 Blade size: 0.6 x 3.5 mm	10

Jumpers		Uninsulated	Insulated	Imax	Standard Pack	Uninsulated	Insulated	Imax	Standard Pack
Screw Type Jumpers	2 pole	CA722/2	CA742/2	32 A	100	CA722/2	CA742/2	32 A	100
	3 pole	CA722/3	CA742/3	32 A	100	CA722/3	CA742/3	32 A	100
	4 pole	CA722/4	CA742/4	32 A	100	CA722/4	CA742/4	32 A	100
	10 pole	CA722/10	CA742/10	32 A	10	CA722/10	CA742/10	32 A	10
	100 pole	CA722/100	CA742/100	32 A	10	CA722/100	CA742/100	32 A	10
Configurable Jumper Bar	2 pole	CA703/1		32 A	100	CA703/1		32 A	100
	3 pole	CA704/1		32 A	100	CA704/1		32 A	100
	4 pole	CA705/1		32 A	100	CA705/1		32 A	100
	10 pole	CA732/10		32 A	100	CA732/10		32 A	100
	10 pole (Breakable)	CA732/10-A		32 A	100	CA732/10-A		32 A	100
	100 pole	CA732/100		32 A	10	CA732/100		32 A	10
Short Sleeve & Screw for configurable jumper bar		CA707/S/Q/01			100	CA707/S/Q/01			100
External Jumpers	2 pole	CA714/2		32 A	100	CA714/2		32 A	100
	3 pole	CA714/3		32 A	100	CA714/3		32 A	100
	4 pole	CA714/4		32 A	100	CA714/4		32 A	100
	10 pole	CA714/10		32 A	20	CA714/10		32 A	20
Test Socket		CA707/TS/01			100	CA707/TS/01			100

CDLG4

6 x 57 mm			
59.5 mm / 67.2 mm			
IEC		UL - CSA	
0.2 - 4.0 mm²		24 - 10 AWG	
0.2 - 6.0 mm²			
0.2 - 4.0 mm²		24 - 10 AWG	
0.2 - 2.5 mm²		24 - 12 AWG	
0.2 - 2.5 mm²		24 - 12 AWG	
8 mm			
IEC60947-7-2	UL-1059	CSA22.2-158	
500 V	150 V	150 V	
32 A	32 A	30 A	
0.5 Nm	4.5 lb-in	4.5 lb-in	
Polyamide 6,6 / 1			
6 KV / 3			

Type / Cat. No.	Standard Pack
CDLG4	100
EPCDL4UN	50
SPCDL4U	100
CA701-1M / CA701-1M-S	50 m
CA701-15-1M / CA701-15-1M-S	25 m
CA702 / CA802 / CA202	50
CA509/K6WHT	100
SCS0.6/3.5 Blade size: 0.6 x 3.5 mm	10

Uninsulated	Insulated	Imax	Standard Pack
CA722/2	CA742/2	32 A	100
CA722/3	CA742/3	32 A	100
CA722/4	CA742/4	32 A	100
CA722/10	CA742/10	32 A	10
CA722/100	CA742/100	32 A	10
CA703/1		32 A	100
CA704/1		32 A	100
CA705/1		32 A	100
CA732/10		32 A	100
CA732/10-A		32 A	100
CA732/100		32 A	10
CA707/S/Q/01			100
CA714/2		32 A	100
CA714/3		32 A	100
CA714/4		32 A	100
CA714/10		32 A	20
CA707/TS/01			100

CDLG4(I.S)



6 x 57 mm			
59.5 mm / 67.2 mm			
IEC		UL - CSA	
0.2 - 4.0 mm²		24 - 10 AWG	
0.2 - 6.0 mm²			
0.2 - 4.0 mm²		24 - 10 AWG	
0.2 - 2.5 mm²		24 - 12 AWG	
0.2 - 2.5 mm²		24 - 12 AWG	
8 mm			
IEC60947-7-2	UL-1059	CSA22.2-158	
0.5 Nm	4.5 lb-in	4.5 lb-in	
Polyamide 6,6 / 1			
6 KV / 3			

Type / Cat. No.	Standard Pack
CDLG4(I.S) (Green-Yellow)	100
EPCDL4UN	50
SPCDL4U	100
CA701-1M / CA701-1M-S	50 m
CA701-15-1M / CA701-15-1M-S	25 m
CA702 / CA802 / CA202	50
CA509/K6WHT	100
SCS0.6/3.5 Blade size: 0.6 x 3.5 mm	10

Uninsulated	Insulated	Imax	Standard Pack
CA722/2	CA742/2	32 A	100
CA722/3	CA742/3	32 A	100
CA722/4	CA742/4	32 A	100
CA722/10	CA742/10	32 A	10
CA722/100	CA742/100	32 A	10
CA703/1		32 A	100
CA704/1		32 A	100
CA705/1		32 A	100
CA732/10		32 A	100
CA732/10-A		32 A	100
CA732/100		32 A	10
CA707/S/Q/01			100
CA714/2		32 A	100
CA714/3		32 A	100
CA714/4		32 A	100
CA714/10		32 A	20
CA707/TS/01			100

ODL4U



6 x 68 mm			
65.0 mm / 71.7 mm / 69.2 mm			
IEC		UL - CSA	
0.2 - 4.0 mm²		22 - 10 AWG	
0.2 - 6.0 mm²			
0.2 - 4.0 mm²		22 - 10 AWG	
0.2 - 2.5 mm²		22 - 12 AWG	
0.2 - 2.5 mm²		22 - 12 AWG	
9 mm			
IEC60947-7-1	UL-1059	CSA22.2-158	IEC 60079-7
800 V	600 V	600 V	550 V
32 A	35 A	35 A	28 A
0.5 Nm	7 lb-in	7 lb-in	0.5 Nm
Polyamide 6,6 / 1			
6 KV / 3			

Type / Cat. No.	Standard Pack
ODL4U	50
ODL4UBU	50
ODL4UA (Grey Stackable)	50
EPODL4U (Front Side)	50
EP1ODL4U (Back Side)	50
CA701-1M / CA701-1M-S	50 m
CA701-15-1M / CA701-15-1M-S	25 m
CA702 / CA802 / CA202	50
CA509/K6WHT	100
SCS0.6/3.5 Blade size: 0.6 x 3.5 mm	10

Uninsulated	Insulated	Imax	Standard Pack
CA727/2	CA747/2	32 A	100
CA727/3	CA747/3	32 A	100
CA727/4	CA747/4	32 A	100
CA727/10	CA747/10	32 A	10
CA703/1		32 A	100
CA704/1		32 A	100
CA705/1		32 A	100
CA732/10		32 A	100
CA732/10-A		32 A	100
CA732/100		32 A	10
CA607/S/Q			100
CA714/2		32 A	100
CA714/3		32 A	100
CA714/4		32 A	100
CA714/10		32 A	20
CA707/TS/01			100

	CDLG2.5	CTL2.5U
Width (Thickness) x Length	6 x 71.7 mm	6 x 84 mm
Height with DIN 35 x 7.5 / 35 x 15 / 32 mm Rail	52.5 mm / 61.0 mm	68.0 mm / 75.6 mm / 73.8 mm
Connection Possibility as per	IEC / UL - CSA	IEC / UL - CSA
With 1 Conductor per clamp — Stranded / Flexible	0.2 - 2.5 mm² / 24 - 12 AWG	0.2 - 2.5 mm² / 22 - 12 AWG
With 1 Conductor per clamp — Solid	0.2 - 4.0 mm² / 24 - 10 AWG	0.2 - 4.0 mm² / 22 - 10 AWG
With 1 Conductor per clamp — with Ferrule / Lug	0.2 - 2.5 mm² / 24 - 12 AWG	0.2 - 2.5 mm² / 22 - 12 AWG
With 2 same size Conductors per clamp — Stranded / Flexible	0.2 - 1.5 mm² / 22 - 14 AWG	0.2 - 1.5 mm² / 22 - 14 AWG
With 2 same size Conductors per clamp — with TWIN Ferrule / Lug	0.2 - 1.5 mm² / 22 - 16 AWG	0.2 - 1.5 mm² / 22 - 14 AWG
Wire Stripping Length	9 mm	9 mm
Ratings As Per	IEC60947-7-2 UL-1059	IEC60947-7-1 UL-1059 CSA22.2-158 IEC 60079-7
Voltage	500 V / 300 V	500 V / 300 V / 300 V / 380 V
Current	24 A / 24 A	24 A / 25 A / 25 A / 21 A
Torque	0.4 Nm / 4.5 lb-in	0.4 Nm / 4.5 lb-in / 4.5 lb-in / 0.4 Nm
Approvals	CE, cULus	IECEE, CE, cULus, CSA, VDE, IECEx, Lloyd's Register
Insulation Material / Material Group	Polyamide 6,6 / 1	Polyamide 6,6 / 1
Rated Impulse Voltage / Pollution Degree	6 KV / 3	4 KV / 3

	Type / Cat. No.	Standard Pack	Type / Cat. No.	Standard Pack
Terminal Block — Grey	CDLG2.5	100	CTL2.5U	50
Terminal Block — Blue			CTL2.5UBU	50
End Plate	EPCDLG2.5	50	EPCTL2.5U	50
Separator Plate	SPCDLG2.5	100		
Mounting Rail (Refer Pg. 217 for details)	CA701-1M / CA701-1M-S	50 m	CA701-1M / CA701-1M-S	50 m
Mounting Rail (Refer Pg. 217 for details)	CA701-15-1M / CA701-15-1M-S	25 m	CA701-15-1M / CA701-15-1M-S	25 m
End Clamp (Refer Pg. 218 for details)	CA702 / CA802 / CA202	50	CA702 / CA802 / CA202	50
Marking Tags (Refer Pg. 222 for details)	CA509/K2GWHT	100	CA509/K2WHT	100
Screw Driver	SCS0.5/3 Blade size: 0.5 x 3 mm	10	SCS0.5/3 Blade size: 0.5 x 3 mm	10

Jumpers		Type / Cat. No.	Imax	Standard Pack	Type / Cat. No.	Imax	Standard Pack
Screw Type Jumpers	2 pole	CA627/2	24 A	100	CA722/2	24 A	100
	3 pole	CA627/3	24 A	100	CA722/3	24 A	100
	4 pole	CA627/4	24 A	100	CA722/4	24 A	100
	10 pole	CA627/10	24 A	10	CA722/10	24 A	10
	100 pole				CA722/100	24 A	10
Jumper Bar	2 pole	CA703/1	24 A	100	CA703/1	24 A	100
	3 pole	CA704/1	24 A	100	CA704/1	24 A	100
	4 pole	CA705/1	24 A	100	CA705/1	24 A	100
	10 pole	CA732/10	24 A	100	CA732/10	24 A	100
	10 pole (Breakable)	CA732/10-A	24 A	100	CA732/10-A	24 A	100
	100 pole	CA732/100	24 A	10	CA732/100	24 A	10
Short Sleeve & Screw for configurable jumper bar		CA611/S/Q		100	CA707/S/Q/01		100
External Jumpers	2 pole	CA715/2	24 A	100	CA715/2	24 A	100
	3 pole	CA715/3	24 A	100	CA715/3	24 A	100
	4 pole	CA715/4	24 A	100	CA715/4	24 A	100
	10 pole	CA715/10	24 A	20	CA715/10	24 A	20
Test Socket		CA707/TS/01		100	CA707/TS/01		100

CTL2.5UH



6 x 61 mm

68.0 mm / 75.6 mm / 73.8 mm

IEC	UL - CSA
0.2 - 2.5 mm^2	22 - 12 AWG
0.2 - 4.0 mm^2	22 - 10 AWG
0.2 - 2.5 mm^2	22 - 12 AWG
0.2 - 1.5 mm^2	22 - 14 AWG
0.2 - 1.5 mm^2	22 - 14 AWG

9 mm

IEC60947-7-1	UL-1059	CSA22.2-158	IEC 60079-7
500 V	300 V	300 V	380 V
24 A	25 A	25 A	21 A
0.4 Nm	4.5 lb-in	4.5 lb-in	0.4 Nm

Polyamide 6,6 / 1

4 KV / 3

Type / Cat. No.	Standard Pack
CTL2.5UH	50
CTL2.5UHBU	50
EPCTL2.5UH	50

CA701-1M / CA701-1M-S	50 m
CA701-15-1M / CA701-15-1M-S	25 m
CA702 / CA802 / CA202	50
CA509/K2WHT	100
SCS0.5/3 Blade size: 0.5 x 3 mm	10

Type / Cat. No.	Imax	Standard Pack
CA722/2	24 A	100
CA722/3	24 A	100
CA722/4	24 A	100
CA722/10	24 A	10
CA722/100	24 A	10
CA703/1	24 A	100
CA704/1	24 A	100
CA705/1	24 A	100
CA732/10	24 A	100
CA732/10-A	24 A	100
CA732/100	24 A	10
CA707/S/Q/01		100
CA715/2	24 A	100
CA715/3	24 A	100
CA715/4	24 A	100
CA715/10	24 A	20
CA707/TS/01		100

CTL2.5U(I.S)

6 x 84 mm

68.0 mm / 75.6 mm / 73.8 mm

IEC	UL - CSA
0.2 - 2.5 mm^2	22 - 12 AWG
0.2 - 4.0 mm^2	22 - 10 AWG
0.2 - 2.5 mm^2	22 - 12 AWG
0.2 - 1.5 mm^2	22 - 14 AWG
0.2 - 1.5 mm^2	22 - 14 AWG

9 mm

IEC60947-7-1	UL-1059	CSA22.2-158	
500 V	150 V	150 V	
24 A	25 A	25 A	
0.4 Nm	4.5 lb-in	4.5 lb-in	

Polyamide 6,6 / 1

4 KV / 3

Type / Cat. No.	Standard Pack
CTL2.5U(I.S)	50
EPCTL2.5U	50

CA701-1M / CA701-1M-S	50 m
CA701-15-1M / CA701-15-1M-S	25 m
CA702 / CA802 / CA202	50
CA509/K2WHT	100
SCS0.5/3 Blade size: 0.5 x 3 mm	10

Type / Cat. No.	Imax	Standard Pack
CA722/2	24 A	100
CA722/3	24 A	100
CA722/4	24 A	100
CA722/10	24 A	10
CA722/100	24 A	10
CA703/1	24 A	100
CA704/1	24 A	100
CA705/1	24 A	100
CA732/10	24 A	100
CA732/10-A	24 A	100
CA732/100	24 A	10
CA707/S/Q/01		100
CA715/2	24 A	100
CA715/3	24 A	100
CA715/4	24 A	100
CA715/10	24 A	20
CA707/TS/01		100

CTL2.5UH(I.S)D2



6 x 61 mm

68.0 mm / 75.6 mm / 73.8 mm

IEC	UL - CSA
0.2 - 2.5 mm^2	22 - 12 AWG
0.2 - 4.0 mm^2	22 - 10 AWG
0.2 - 2.5 mm^2	22 - 12 AWG
0.2 - 1.5 mm^2	22 - 14 AWG
0.2 - 1.5 mm^2	22 - 14 AWG

9 mm

IEC60947-7-1	UL-1059		
500 V	150 V		
24 A	25 A		
0.4 Nm	4.5 lb-in		

Polyamide 6,6 / 1

4 KV / 3

Type / Cat. No.	Standard Pack
CTL2.5UH(I.S)D2	50
EPCTL2.5UH	50

CA701-1M / CA701-1M-S	50 m
CA701-15-1M / CA701-15-1M-S	25 m
CA702 / CA802 / CA202	50
CA509/K2WHT	100
SCS0.5/3 Blade size: 0.5 x 3 mm	10

Type / Cat. No.	Imax	Standard Pack
CA722/2	24 A	100
CA722/3	24 A	100
CA722/4	24 A	100
CA722/10	24 A	10
CA722/100	24 A	10
CA703/1	24 A	100
CA704/1	24 A	100
CA705/1	24 A	100
CA732/10	24 A	100
CA732/10-A	24 A	100
CA732/100	24 A	10
CA707/S/Q/01		100
CA715/2	24 A	100
CA715/3	24 A	100
CA715/4	24 A	100
CA715/10	24 A	20
CA707/TS/01		100

		CTL2.5UL			CTL2.5UHL		
							
Width (Thickness) x Length		6 x 84 mm			6 x 61 mm		
Height with DIN 35 x 7.5 / 35 x 15 / 32 mm Rail		68.0 mm / 75.6 mm / 73.8 mm			68.0 mm / 75.6 mm / 73.8 mm		
Connection Possibility as per		IEC	UL - CSA		IEC	UL - CSA	
With 1 Conductor per clamp	Stranded / Flexible	0.2 - 2.5 mm^2	22 - 12 AWG		0.2 - 2.5 mm^2	22 - 12 AWG	
	Solid	0.2 - 4.0 mm^2	22 - 10 AWG		0.2 - 4.0 mm^2	22 - 10 AWG	
	with Ferrule / Lug	0.2 - 2.5 mm^2	22 - 12 AWG		0.2 - 2.5 mm^2	22 - 12 AWG	
With 2 same size Conductors per clamp	Stranded / Flexible	0.2 - 1.5 mm^2	22 - 14 AWG		0.2 - 1.5 mm^2	22 - 14 AWG	
	with TWIN Ferrule / Lug	0.2 - 1.5 mm^2	22 - 14 AWG		0.2 - 1.5 mm^2	22 - 14 AWG	
Wire Stripping Length		9 mm			9 mm		
Ratings As Per		IEC60947-7-1	UL-1059	CSA22.2-158	IEC60947-7-1	UL-1059	CSA22.2-158
Voltage		500 V	300 V	300 V	500 V	300 V	300 V
Current		24 A	25 A	25 A	24 A	25 A	25 A
Torque		0.4 Nm	4.5 lb-in	4.5 lb-in	0.4 Nm	4.5 lb-in	4.5 lb-in
Approvals							
Insulation Material / Material Group		Polyamide 6,6 / 1			Polyamide 6,6 / 1		
Rated Impulse Voltage / Pollution Degree		4 KV / 3			4 KV / 3		
		Type / Cat. No.		Standard Pack	Type / Cat. No.		Standard Pack
Terminal Block	Grey	CTL2.5UL*		50	CTL2.5UHL*		50
End Plate		EPCTL2.5U		50	EPCTL2.5UH		50
Mounting Rail (Refer Pg. 217 for details)		CA701-1M / CA701-1M-S		50 m	CA701-1M / CA701-1M-S		50 m
		CA701-15-1M / CA701-15-1M-S		25 m	CA701-15-1M / CA701-15-1M-S		25 m
End Clamp (Refer Pg. 218 for details)		CA702 / CA802 / CA202		50	CA702 / CA802 / CA202		50
Marking Tags (Refer Pg. 222 for details)		CA509/K2WHT		100	CA509/K2WHT		100
Screw Driver		SCS0.5/3	Blade size: 0.5 x 3 mm	10	SCS0.5/3	Blade size: 0.5 x 3 mm	10

Jumpers		Type / Cat. No.	Imax	Standard Pack	Type / Cat. No.	Imax	Standard Pack
Screw Type Jumpers	2 pole	CA722/2	24 A	100	CA722/2	24 A	100
	3 pole	CA722/3	24 A	100	CA722/3	24 A	100
	4 pole	CA722/4	24 A	100	CA722/4	24 A	100
	10 pole	CA722/10	24 A	10	CA722/10	24 A	10
	100 pole	CA722/100	24 A	10	CA722/100	24 A	10
Jumper Bar	2 pole	CA703/1	24 A	100	CA703/1	24 A	100
	3 pole	CA704/1	24 A	100	CA704/1	24 A	100
	4 pole	CA705/1	24 A	100	CA705/1	24 A	100
	10 pole	CA732/10	24 A	100	CA732/10	24 A	100
	10 pole (Breakable)	CA732/10-A	24 A	100	CA732/10-A	24 A	100
	100 pole	CA732/100	24 A	10	CA732/100	24 A	10
Short Sleeve & Screw for configurable jumper bar		CA707/S/Q/01		100	CA707/S/Q/01		100
External Jumpers	2 pole	CA715/2	24 A	100	CA715/2	24 A	100
	3 pole	CA715/3	24 A	100	CA715/3	24 A	100
	4 pole	CA715/4	24 A	100	CA715/4	24 A	100
	10 pole	CA715/10	24 A	20	CA715/10	24 A	20
Test Socket		CA707/TS/01		100	CA707/TS/01		100

* Standard voltage for “LED Indication” is 12 V D.C. Other variations in voltage is available on request.
Add required voltage to Type / Cat. No. as suffix e.g. CTL2.5UL24 for 24V D.C.

CTLG2.5



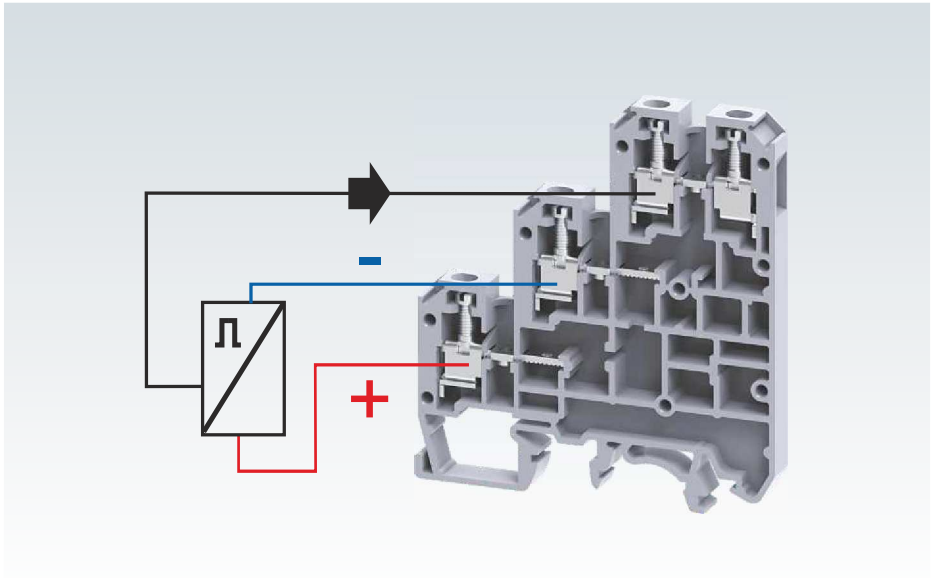

6 x 87.5 mm			
66.0 mm / 74.0 mm			
IEC		UL - CSA	
0.2 - 2.5 mm²		24 - 12 AWG	
0.2 - 4.0 mm²		24 - 10 AWG	
0.2 - 2.5 mm²		24 - 12 AWG	
0.2 - 1.5 mm²		24 - 14 AWG	
0.2 - 1.5 mm²		24 - 14 AWG	
9 mm			
IEC60947-7-1	UL-1059		
440 V	300 V		
24 A	24 A		
0.4 Nm	4.5 lb-in		

Polyamide 6,6 / 1

6 KV / 3

Type / Cat. No.	Standard Pack
CTLG2.5	50
EPCTLG2.5	50
CA701-1M / CA701-1M-S	50 m
CA701-15-1M / CA701-15-1M-S	25 m
CA702 / CA802 / CA202	50
CA509/K2GWHT	100
SCS0.5/3 Blade size: 0.5 x 3 mm	10

Type / Cat. No.	Imax	Standard Pack
CA627/2	24 A	100
CA627/3	24 A	100
CA627/4	24 A	100
CA627/10	24 A	10
CA703/1	24 A	100
CA704/1	24 A	100
CA705/1	24 A	100
CA732/10	24 A	100
CA732/10-A	24 A	100
CA732/100	24 A	10
CA611/S/Q		100
CA715/2	24 A	100
CA715/3	24 A	100
CA715/4	24 A	100
CA715/10	24 A	20
CA707/TS/01		100

GROUND / EARTH TERMINAL BLOCKS

CGT series Terminal Blocks are used for terminating Grounding / Earthing wires. They are green-yellow colour coded as per industry standards.

CGT4N, CGT6N, CGT10N, CGT16N & CGT50/70N terminals can be mounted only on the DIN 35 & DIN 35-15 Rails. They have the same top profile as their respective feed through Terminal Blocks.

CGT4U, CGT10U & CGT35U can be mounted on the DIN 35 and DIN 32 rails.

CGMT4 is suitable for DIN 15 micro rail & can be used in conjunction with CMT4 (Pg - 63) Terminal Blocks.

The terminals with Ex & IECEx approval can be used in potentially explosive atmosphere. For detailed information refer page 243.

CGT4N

Width (Thickness) x Length			6 x 54.5 mm	
Height with DIN 35 x 7.5 / 35 x 15 / 32 mm Rail			47.0 mm / 54.4 mm	
Connection Possibility as per			IEC	UL - CSA
With 1 Conductor per clamp	Stranded / Flexible		0.2 - 4.0 mm^2	22 - 10 AWG
	Solid		0.2 - 6.0 mm^2	
	with Ferrule / Lug		0.2 - 4.0 mm^2	22 - 10 AWG
With 2 same size Conductors per clamp	Stranded / Flexible		0.2 - 2.5 mm^2	22 - 12 AWG
	with TWIN Ferrule / Lug		0.2 - 2.5 mm^2	22 - 12 AWG
Wire Stripping Length			8 mm	
Ratings As Per			IEC60947-7-2	UL-1059 / CSA22.2-158 / IEC 60079-7
Torque			0.5 Nm	7 lb-in / 7 lb-in / 0.5 Nm
Torque at Center Screw			0.8 Nm	7 lb-in / 7 lb-in
Approvals				
Insulation Material / Material Group			Polyamide 6,6 / 1	
Rated Impulse Voltage / Pollution Degree			8 KV / 3	

		Type / Cat. No.		Standard Pack
Terminal Block		CGT4N		50
End Plate				
Mounting Rail (Refer Pg. 217 for details)		CA701-1M	/ CA701-1M-S	50 m
		CA701-15-1M	/ CA701-15-1M-S	25 m
Marking Tags (Refer Pg. 222 for details)		CA509/K6WHT		100
Screw Driver		SCS0.6/3.5	Blade size: 0.6 x 3.5 mm	10

CGT4U

6 x 43 mm

49.5 mm / 56.7 mm / 54.3 mm

IEC	UL - CSA
0.2 - 4.0 mm²	22 - 10 AWG
0.2 - 6.0 mm²	
0.2 - 4.0 mm²	22 - 10 AWG
0.2 - 2.5 mm²	22 - 12 AWG
0.2 - 2.5 mm²	22 - 12 AWG

8 mm

IEC60947-7-2	UL-1059	CSA22.2-158	IEC 60079-7
0.5 Nm	7 lb-in	7 lb-in	0.5 Nm
0.8 Nm	7 lb-in	7 lb-in	

Polyamide 6,6 / 1

8 KV / 3

Type / Cat. No.		Standard Pack
CGT4U		50
EPCGT4UY		50
CA701-1M	/ CA701-1M-S	50 m
CA701-15-1M	/ CA701-15-1M-S	25 m
CA501-1M	/ CA501-1M-S	50 m
CA509/K6WHT		100
SCS0.6/3.5	Blade size: 0.6 x 3.5 mm	10

CGT6N

8 x 54.5 mm

48.2 mm / 55.8 mm

IEC	UL - CSA
0.2 - 6.0 mm²	22 - 8 AWG
0.2 - 6.0 mm²	22 - 8 AWG
0.2 - 4.0 mm²	22 - 10 AWG
0.2 - 4.0 mm²	22 - 10 AWG

9 mm

IEC60947-7-2	UL-1059	CSA22.2-158	IEC 60079-7
1.6 Nm	14 lb-in	14 lb-in	0.8 Nm
0.8 Nm	7 lb-in	7 lb-in	

Polyamide 6,6 / 1

8 KV / 3

Type / Cat. No.		Standard Pack
CGT6N		50
CA701-1M	/ CA701-1M-S	50 m
CA701-15-1M	/ CA701-15-1M-S	25 m
CA509/K8WHT		100
SCS0.8/4	Blade size: 0.8 x 4 mm	10

CGT10N

10 x 55 mm

48.5 mm / 56.0 mm

IEC	UL - CSA
0.2 - 10.0 mm²	16 - 6 AWG
0.2 - 10.0 mm²	16 - 6 AWG
0.2 - 6.0 mm²	16 - 10 AWG
0.2 - 6.0 mm²	16 - 10 AWG

11 mm

IEC60947-7-2	UL-1059	CSA22.2-158	IEC 60079-7
1.6 Nm	14 lb-in	14 lb-in	1.2 Nm
1.6 Nm	14 lb-in	14 lb-in	

Polyamide 6,6 / 1

8 KV / 3

Type / Cat. No.		Standard Pack
CGT10N		50
CA701-1M	/ CA701-1M-S	50 m
CA701-15-1M	/ CA701-15-1M-S	25 m
CA509/K10WHT		100
SCS0.8/4	Blade size: 0.8 x 4 mm	10



GROUND / EARTH TERMINAL BLOCKS

	CGT10U				CGT16N			
Width (Thickness) x Length	10 x 45 mm				12 x 55 mm			
Height with DIN 35 x 7.5 / 35 x 15 / 32 mm Rail	51.0 mm / 58.2 mm / 55.7 mm				48.5 mm / 56.0 mm			
Connection Possibility as per	IEC		UL - CSA		IEC		UL - CSA	
With 1 Conductor per clamp — Stranded / Flexible	0.2 - 10.0 mm^2		16 - 8 AWG		0.2 - 16.0 mm^2		20 - 4 AWG	
With 1 Conductor per clamp — Solid								
With 1 Conductor per clamp — with Ferrule / Lug	0.2 - 10.0 mm^2		16 - 8 AWG		0.2 - 16.0 mm^2		20 - 4 AWG	
With 2 same size Conductors per clamp — Stranded / Flexible	0.2 - 6.0 mm^2		16 - 10 AWG		0.2 - 10.0 mm^2		20 - 6 AWG	
With 2 same size Conductors per clamp — with TWIN Ferrule / Lug	0.2 - 6.0 mm^2		16 - 10 AWG		0.2 - 10.0 mm^2		20 - 6 AWG	
Wire Stripping Length	11 mm				12 mm			
Ratings As Per	IEC60947-7-2	UL-1059	CSA22.2-158	IEC 60079-7	IEC60947-7-2	UL-1059	CSA22.2-158	IEC 60079-7
Torque	1.6 Nm	14 lb-in	14 lb-in	1.2 Nm	1.6 Nm	14 lb-in	14 lb-in	2.0 Nm
Torque at Center Screw	0.5 Nm	4.5 lb-in	4.5 lb-in		1.6 Nm	14 lb-in	14 lb-in	
Approvals								
Insulation Material / Material Group	Polyamide 6,6 / 1				Polyamide 6,6 / 1			
Rated Impulse Voltage / Pollution Degree	8 KV / 3				8 KV / 3			

	Type / Cat. No.	Standard Pack	Type / Cat. No.	Standard Pack
Terminal Block	CGT10U	50	CGT16N	50
Mounting Rail (Refer Pg. 217 for details)	CA701-1M / CA701-1M-S	50 m	CA701-1M / CA701-1M-S	50 m
	CA701-15-1M / CA701-15-1M-S	25 m	CA701-15-1M / CA701-15-1M-S	25 m
	CA501-1M / CA501-1M-S	50 m		
Marking Tags (Refer Pg. 222 for details)	CA509/K10WHT	100	CA509/K12WHT	100
Screw Driver	SCS0.8/4 Blade size: 0.8 x 4 mm	10	SCS1.0/5.5 Blade size: 1.0 x 5.5 mm	10

CGT35U

16 x 58 mm

63.2 mm / 70.5 mm / 68.0 mm

IEC	UL - CSA
2.5 - 35.0 mm^2	8 - 2 AWG
2.5 - 35.0 mm^2	8 - 2 AWG
2.5 - 25.0 mm^2	8 - 4 AWG

15 mm

IEC60947-7-2	UL-1059	CSA22.2-158	IEC 60079-7
2.8 Nm	25 lb-in	25 lb-in	2.5 Nm
1.2 Nm	10 lb-in	10 lb-in	

Polyamide 6,6 / 1

8 KV / 3

Type / Cat. No.		Standard Pack
CGT35U		20
CA701-1M	/ CA701-1M-S	50 m
CA701-15-1M	/ CA701-15-1M-S	25 m
CA501-1M	/ CA501-1M-S	50 m
CA509/K16WHT		100
SCS1.0/5.5	Blade size: 1.0 x 5.5 mm	10

CGT50/70N

20 x 77 mm

71.1 mm / 78.1 mm

IEC	UL - CSA
10.0 - 70.0 mm^2	8 - 2 AWG
10.0 - 70.0 mm^2	8 - 2 AWG
10.0 - 35.0 mm^2	8 - 2 AWG

22 mm

IEC60947-7-2	UL-1059	CSA22.2-158	
3.0 Nm	38 lb-in	38 lb-in	

Polyamide 6,6 / 1

8 KV / 3

Type / Cat. No.		Standard Pack
CGT50/70N		20
CGT50/70NA		20
CA701-1M	/ CA701-1M-S	50 m
CA701-15-1M	/ CA701-15-1M-S	25 m
CA509/K16WHT		100
SCS1.0/5.5	Blade size: 1.0 x 5.5 mm	10

CGMT4

For DIN 15 Rail only

6 x 27 mm

30.7 mm (Height with DIN 15 Rail only)

IEC	UL - CSA
0.2 - 4.0 mm^2	22 - 10 AWG
0.2 - 6.0 mm^2	
0.2 - 4.0 mm^2	22 - 10 AWG
0.2 - 2.5 mm^2	22 - 12 AWG
0.2 - 2.5 mm^2	22 - 12 AWG

8 mm

IEC60947-7-2	UL-1059	CSA22.2-158	IEC 60079-7
0.8 Nm	7 lb-in	7 lb-in	0.5 Nm
0.4 Nm	3.6 lb-in	3.6 lb-in	

Polyamide 6,6 / 1

4 KV / 3

Type / Cat. No.		Standard Pack
CGMT4		100
CA601		50 m
CA509/K2WHT		100
SCS0.6/3.5	Blade size: 0.6 x 3.5 mm	10



NEUTRAL / EARTH CLAMPS

The CENC series clamps are a flexible solution for terminating neutral and grounding wires on bus bar.

The NEB10 (10 x 3mm) and NEB6 (6 x 6mm) bus bar can either be panel mounted using Plastic supports NES or Din rail mounted using the end clamp CA202.

CENC4

Width (Thickness) x Length		7.5 x 23.3 mm		
Height with DIN 35 x 7.5 / 35 x 15 / 32 mm Rail				
Connection Possibility as per		IEC		UL - CSA
With 1 Conductor per clamp	Stranded / Flexible	10.0 mm^2		22 - 12 AWG
	Solid			22 - 10 AWG
	with Ferrule / Lug	10.0 mm^2		22 - 12 AWG
With 2 same size Conductors per clamp	Stranded / Flexible	4.0 mm^2		22 - 14 AWG
	with TWIN Ferrule / Lug	4.0 mm^2		22 - 14 AWG
Wire Stripping Length		12 mm		
Ratings As Per		IEC60947-7-2	UL-1059	CSA22.2-158
Voltage		800 V		
Current		57 A		
Torque		0.8 Nm	14 lb-in	14 lb-in
Approvals				
Insulation Material / Material Group		Polyamide 6,6 / 1		
Rated Impulse Voltage / Pollution Degree		8 KV / 3		

		Type / Cat. No.		Standard Pack
Terminal Block	Green	CENC4		50
	Blue	CENC4BU		50
	Black	CENC4BK		50
	Grey	CENC4G		50
Bus Bar 6 (H) x 6 (W) mm		NEB6	Imax.: 140 A	10
Bus Bar 10(H) x 3 (W) mm		NEB10	Imax.: 120 A	10
Plastic support with fixing screw		NES		50
Bus Bar Support for DIN 35 Rail Mounting		CA202		50
Marking Tags (Refer Pg. 222 for details)		CA509/K5WHT		100
Screw Driver		SCS0.8/4	Blade size: 0.8 x 4 mm	10

Note:
The current carrying capacity of the busbar (140A) should be taken into account while connecting loads.

PANEL & RAIL MOUNTING ASSEMBLY OF CENC CLAMPS



CENC16

9.8 x 23.3 mm

IEC	UL - CSA
10.0 - 16.0 mm^2	10 - 6 AWG
10.0 - 16.0 mm^2	10 - 6 AWG
6.0 - 10.0 mm^2	10 - 4 AWG
6.0 - 10.0 mm^2	10 - 4 AWG

16 mm

IEC60947-7-2 UL-1059 CSA22.2-158

800 V			
76 A			
2.0 Nm	17.5 lb-in	14 lb-in	

Polyamide 6,6 / 1

8 KV / 3

Type / Cat. No.		Standard Pack
CENC16		50
CENC16BU		50
CENC16BK		50
CENC16G		50
NEB6	Imax.: 140 A	10
NEB10	Imax.: 120 A	10
NES		50
CA202		50
CA509/K6WHT		100
SCS1.0/5.5	Blade size: 1.0 x 5.5 mm	10

CENC35

14.5 x 27.3 mm

IEC	UL - CSA
10.0 - 35.0 mm^2	8 - 2 AWG
10.0 - 35.0 mm^2	8 - 2 AWG
10.0 - 25.0 mm^2	8 - 4 AWG

16 mm

IEC60947-7-2 UL-1059 CSA22.2-158

800 V			
125 A			
2.5 Nm	25 lb-in	25 lb-in	

Polyamide 6,6 / 1

8 KV / 3

Type / Cat. No.		Standard Pack
CENC35		50
CENC35BU		50
CENC35BK		50
CENC35G		50
NEB6	Imax.: 140 A	10
NEB10	Imax.: 120 A	10
NES		50
CA202		50
CA509/K6WHT		100
SCS1.0/5.5	Blade size: 1.0 x 5.5 mm	10



SCREW TYPE SHIELD CONNECTION CLAMPS

The screw type Shield connection clamps are available with Knurled Screw and suitable for mounting on 10 x 3 mm Busbar. These clamps can be easily used with the holder NES or NESCC.

CC8	CC14	CC20	CC35

Type of Mounting	Bus bar mounting screw type shield connectors

Shield connection clamps for cable size	Type / Cat. No.	Standard Pack
Ø8 mm, tightening torque 0.6 Nm	CC8	10
Ø14 mm, tightening torque 0.8 Nm	CC14	10
Ø20 mm, tightening torque 0.8 Nm	CC20	10
Ø35 mm, tightening torque 1.5 Nm	CC35	10
Busbar 10(W) X 3(T) mm	NEB10 Imax : 120A	10
Mounting Support (Panel Mount)	NES	50
Mounting Support (Din 35 Rail Mounting)	NESCC	20

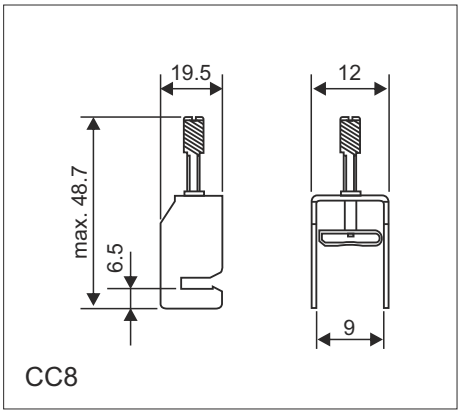

CC8

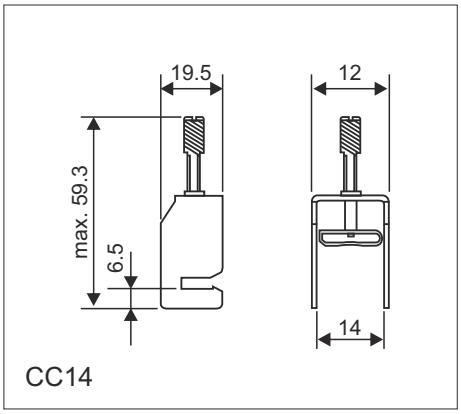

CC14

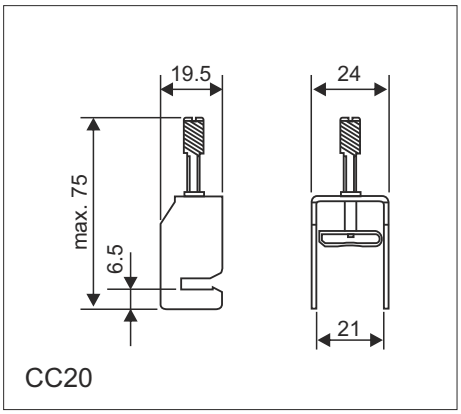

CC20

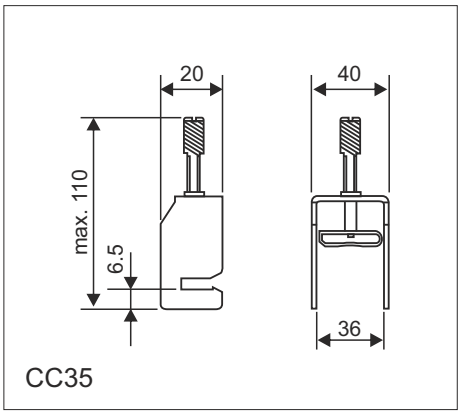

CC35



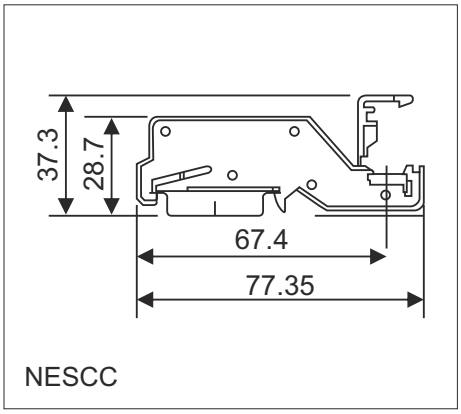

NESCC

SPRING TYPE SHIELD CONNECTION CLAMPS

The electromagnetic compatibility of electrical machines and installations has become a very important aspect. Spring shield connection clamps CCS series are available in a wide range for cable and conductor sizes from diameters 2 to 32 mm.

CCS2X2-6	CCS3-8	CCS4-13.5	CCS10-20	CCS15-32
				

Type of Mounting	Bus bar mounting spring type shield connectors

Shield connection clamps for Busbar 10 X 3 mm	Type / Cat. No.	Standard Pack
Ø 2 - 6 mm	CCS2X2-6	10
Ø 3 - 8 mm	CCS3-8	10
Ø 4 - 13.5 mm	CCS4 -13.5	10
Ø 10 - 20 mm	CCS10-20	10
Ø 15 - 32 mm	CCS15-32	10
Busbar 10(W) X 3(T) mm	NEB10 Imax : 120A	10
Mounting Support (Panel Mount)	NES	50
Mounting Support (Din 35 Rail Mounting)	NESCC	20

Part No.	A	B	C
CCS 2X2 - 6	24	15	18.20
CCS 3 - 8	25.50	13.6	18.30
CCS 4 - 13.5	31	19.10	19.70
CCS 10 - 20	38.70	24.60	26.10
CCS 15 - 32	62.20	37.60	32.00

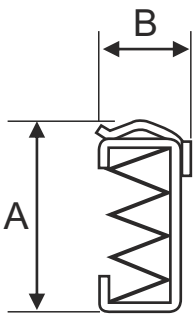

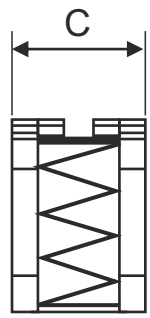

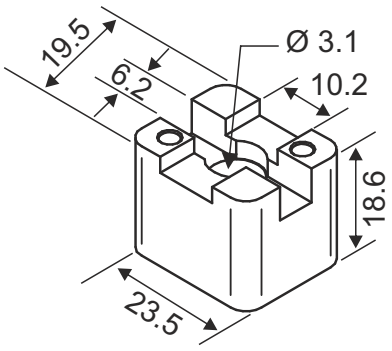



FUSE TERMINAL BLOCKS

These Terminal Blocks are used in electrical and control systems which require fuse protection.

The CF4U series Terminal Blocks accepts industry standard Ø5 x 20mm and Ø5 x 25 mm cartridge fuses. These are 8 mm thick Terminal Blocks with a provision to hold a spare fuse (in the non LED version).

CF4SP series fuse terminals, have a thickness of 6 mm with a provision for using screw type jumpers. These terminals can be used in an alternating configuration with CTS2.5UN, CTS2.5UE, CTS4UN and CF4SPFT feed through terminals.

CF4UL & CF4SPL series terminals have a built in LED circuit which gives an offline indication in case of a fuse blow out.

The CAFL series terminals accept Ø¼" x 1" and Ø¼" x 1¼" (Ø6.3 x 32 mm) fuses. Fuse blocks with suffix (L), (N) are used for off-line indication in case of a fuse blow out.

These blocks can be used with AC & DC voltages.

CF4U



Width (Thickness) x Length			8 x 57 mm	
Height with DIN 35 x 7.5 / 35 x 15 / 32 mm Rail			50.3 mm / 57.6 mm / 56.5 mm	
Connection Possibility as per			IEC	UL - CSA
With 1 Conductor per clamp	Stranded / Flexible		0.2 - 4.0 mm²	22 - 10 AWG
	Solid		0.2 - 6.0 mm²	
	with Ferrule / Lug		0.2 - 4.0 mm²	22 - 10 AWG
With 2 same size Conductors per clamp	Stranded / Flexible		0.2 - 2.5 mm²	22 - 12 AWG
	with TWIN Ferrule / Lug		0.2 - 2.5 mm²	22 - 12 AWG
Wire Stripping Length			9.5 mm	
Ratings As Per			IEC60947-7-3	UL-1059 / CSA22.2-158
Voltage			800 V	600 V / 600 V
Current			6.3 A	10 A / 10 A
Torque			0.5 Nm	7 lb-in / 7 lb-in
Approvals				
Insulation Material / Material Group			Polyamide 6,6 / 1	
Rated Impulse Voltage / Pollution Degree			8 KV / 3	
Fuse Size			Ø5 x 20, Ø5 x 25 mm	

		Type / Cat. No.	Standard Pack
Terminal Block	Grey	CF4U	100
	Blue	CF4UBU	100
	Black	CF4UBK	100
	With LED for 6 - 60 V AC/DC	CF4UL6-60V	100
	With LED for 110 - 240 V AC/DC	CF4UL110-240V	100
	With LED for 24 V AC/DC		
	With LED for 48 V AC/DC		
	With LED for 110 V AC/DC		
	With LED for 220 V AC/DC		
	With NEON for 110-220 V AC/DC		
	With NEON for 300 V AC		
End Plate			
Mounting Rail (Refer Pg. 217 for details)		CA701-1M / CA701-1M-S	50 m
		CA701-15-1M / CA701-15-1M-S	25 m
End Clamp (Refer Pg. 218 for details)		CA702 / CA802	50
Marking Tags	On Terminal	CA509/K8WHT	100
	On Fuse Carrier	CA509/K6WHT	100
Screw Driver		SCS0.6/3.5 Blade size: 0.6 x 3.5 mm	10

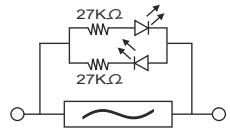

LED Circuit for offline indication in CF4UL6-60V / CF4SPL6-60V

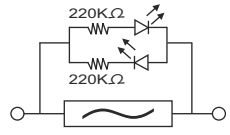

LED Circuit for offline indication in CF4UL110-240V / CF4SPL110-240V

Jumpers		Uninsulated	Insulated	Imax	Standard Pack
Screw Type Jumpers	2 pole				
	3 pole				
	4 pole				
	10 pole				
External Jumpers	2 pole		CA711/2	32 A	100
	3 pole		CA711/3	32 A	50
	4 pole		CA711/4	32 A	50
	10 pole		CA711/10	32 A	20

CF4SP



6 x 58.5 mm

70.0 mm / 77.5 mm / 75.0 mm

IEC	UL - CSA
0.2 - 4.0 mm^2	24 - 10 AWG
0.2 - 6.0 mm^2	
0.2 - 4.0 mm^2	24 - 10 AWG
0.2 - 2.5 mm^2	24 - 12 AWG
0.2 - 2.5 mm^2	24 - 12 AWG

8 mm

IEC60947-7-3	UL-1059	CSA22.2-158	
1000 V	600 V	600 V	
10 A	10 A	10 A	
0.5 Nm	4.5 lb-in	4.5 lb-in	

Polyamide 6,6 / 1

4 KV / 3

Ø5 x 20 mm

Type / Cat. No.	Standard Pack
CF4SP	50
CF4SPBU	50
CF4SPBK	50
CF4SPL6-60V	50
CF4SPL110-240V	50
CA701-1M / CA701-1M-S	50 m
CA701-15-1M / CA701-15-1M-S	25 m
CA702 / CA802	50
CA509/K6WHT	100
CA509/K6WHT	100
SCS0.6/3.5 Blade size: 0.6 x 3.5 mm	10

Uninsulated	Insulated	Imax	Standard Pack
CA722/2	CA742/2	32 A	100
CA722/3	CA742/3	32 A	100
CA722/4	CA742/4	32 A	100
CA722/10	CA742/10	32 A	10
	CA714/2	32 A	100
	CA714/3	32 A	100
	CA714/4	32 A	100
	CA714/10	32 A	20

CAFL4U



9 x 76 mm

55.3 mm / 63.0 mm / 60.3 mm

IEC	UL - CSA
0.2 - 4.0 mm^2	22 - 10 AWG
0.2 - 6.0 mm^2	
0.2 - 4.0 mm^2	22 - 10 AWG
0.2 - 2.5 mm^2	22 - 12 AWG
0.2 - 2.5 mm^2	22 - 12 AWG

9.5 mm

IEC60947-7-3	UL-1059	CSA22.2-158	
1000 V	600 V	600 V	
6.3 A	16 A	16 A	
0.5 Nm	7 lb-in	7 lb-in	

Polyamide 6,6 / 1

8 KV / 3

Ø¼" x 1", Ø¼" x 1¼" (Ø6.3 x 32 mm)

Type / Cat. No.	Standard Pack
CAFL4UW/F	25
CAFL4UBU	25
CAFL4UBK	25
CAFL4UL24V	25
CAFL4UL48V	25
CAFL4UL110V	25
CAFL4UL220V	25
CAFL4UN110V	25
CAFL4UN220V	25
EPCAFL4U	50
CA701-1M / CA701-1M-S	50 m
CA701-15-1M / CA701-15-1M-S	25 m
CA702 / CA802	50
CA509/K9WHT	100
CA509/K9WHT	10
SCS0.6/3.5 Blade size: 0.6 x 3.5 mm	10

Uninsulated	Insulated	Imax	Standard Pack
	CA716/2	32 A	50
	CA716/3	32 A	50
	CA716/4	32 A	50
	CA716/10	32 A	20

CF4SPFT



6 x 58.5 mm

46.0 mm / 53.5 mm / 51.5 mm

IEC	UL - CSA
0.2 - 4.0 mm^2	24 - 10 AWG
0.2 - 6.0 mm^2	
0.2 - 4.0 mm^2	24 - 10 AWG
0.2 - 2.5 mm^2	24 - 12 AWG
0.2 - 2.5 mm^2	24 - 12 AWG

8 mm

IEC60947-7-1	UL-1059	CSA22.2-158	
1000 V	600 V	600 V	
32 A	30 A	30 A	
0.5 Nm	4.5 lb-in	4.5 lb-in	

Polyamide 6,6 / 1

8 KV / 3

Type / Cat. No.	Standard Pack
CF4SPFT	50
CF4SPFTBU	50
CA701-1M / CA701-1M-S	50 m
CA701-15-1M / CA701-15-1M-S	25 m
CA702 / CA802	50
CA509/K6WHT	100
SCS0.6/3.5 Blade size: 0.6 x 3.5 mm	10

Uninsulated	Insulated	Imax	Standard Pack
CA722/2	CA742/2	32 A	100
CA722/3	CA742/3	32 A	100
CA722/4	CA742/4	32 A	100
CA722/10	CA742/10	32 A	10
	CA714/2	32 A	100
	CA714/3	32 A	100
	CA714/4	32 A	100
	CA714/10	32 A	20

DOUBLE LEVEL FUSE TERMINAL BLOCKS

These blocks have a fuse carrier on the top level and a separate feed through terminal connection at the lower level. This eliminates the use of additional feed through Terminal Blocks.

DDFL4U(E) terminals have a specially designed built in circuit which gives light indication in the event of a fuse blow out at the top level.

DDFL4ULR is a modified version of the DDFL4U Terminal Block where two equi-potential connection points are available on both sides of the Terminal Block.

DDFL4U



Width (Thickness) x Length			8 x 88 mm		
Height with DIN 35 x 7.5 / 35 x 15 / 32 mm Rail			67.4 mm / 74.3 mm / 71.4 mm		
Connection Possibility as per			IEC		UL - CSA
With 1 Conductor per clamp	Stranded / Flexible		0.2 - 4.0 mm^2		22 - 10 AWG
	Solid		0.2 - 6.0 mm^2		
	with Ferrule / Lug		0.2 - 4.0 mm^2		22 - 10 AWG
With 2 same size Conductors per clamp	Stranded / Flexible		0.2 - 2.5 mm^2		22 - 12 AWG
	with TWIN Ferrule / Lug		0.2 - 2.5 mm^2		22 - 12 AWG
Wire Stripping Length			9.5 mm		
Ratings As Per			IEC60947-7-3	UL-1059	CSA22.2-158
Voltage			800 V	600 V	600 V
Current		Top Level	6.3 A	6.3 A	6.3 A
		Bottom Level	32 A	35 A	35 A
Torque			0.5 Nm	7 lb-in	7 lb-in
Approvals			CE cULus cULus Ex IECEx AEx Lloyd's Register		
Insulation Material / Material Group			Polyamide 6,6 / 1		
Rated Impulse Voltage / Pollution Degree			8 KV / 3		
Fuse Size			Ø5 x 20, Ø5 x 25 mm		

		Type / Cat. No.	Standard Pack
Terminal Block	Grey	DDFL4UW/F	20
	With LED for 6 - 60 V AC/DC	DDFL4UE6-60V	20
	With LED for 110 - 240 V AC/DC	DDFL4UE110-240V	20
	With LED for 24 V AC/DC	DDFL4UE24V	20
	With LED for 48 V AC/DC	DDFL4UE48V	20
	With LED for 110 V AC/DC	DDFL4UE110V	20
	With LED for 220 V AC/DC	DDFL4UE220V	20
	With LED for 440 V AC	DDFL4UE440V	20
End Plate		EPDDFL4U	50
Mounting Rail	(Refer Pg. 217 for details)	CA701-1M / CA701-1M-S	50 m
		CA701-15-1M / CA701-15-1M-S	25 m
End Clamp	(Refer Pg. 218 for details)	CA702 / CA802 / CA202	50
Marking Tags	On Terminal	CA509/K8WHT	100
	Continuous Tag	CA509/K2WHT	100
Screw Driver		SCS0.6/3.5 Blade size: 0.6 x 3.5 mm	10

Jumpers		Uninsulated	Insulated	Imax	Standard Pack
Screw Type Jumpers	2 pole	CA729/2	CA749/2	32 A	100
	3 pole	CA729/3	CA749/3	32 A	50
	4 pole	CA729/4	CA749/4	32 A	50
	10 pole	CA729/10	CA749/10	32 A	10
External Jumpers	2 pole		CA711/2	32 A	100
	3 pole		CA711/3	32 A	50
	4 pole		CA711/4	32 A	50
	10 pole		CA711/10	32 A	20

DDFL4ULR



8 x 88 mm			
67.4 mm / 74.3 mm / 71.4 mm			
IEC		UL - CSA	
0.2 - 4.0 mm^2		22 - 10 AWG	
0.2 - 6.0 mm^2			
0.2 - 4.0 mm^2		22 - 10 AWG	
0.2 - 2.5 mm^2		22 - 12 AWG	
0.2 - 2.5 mm^2		22 - 12 AWG	
9.5 mm			
IEC60947-7-3	UL-1059	CSA22.2-158	
800 V	600 V	600 V	
6.3 A	6.3 A	6.3 A	
0.5 Nm	7 lb-in	7 lb-in	
Polyamide 6,6 / 1			
8 KV / 3			
Ø5 x 20, Ø5 x 25 mm			

Type / Cat. No.	Standard Pack
DDFL4ULRW/F	20
DDFL4UELR24V	20
DDFL4UELR48V	20
DDFL4UELR110V	20
DDFL4UELR220V	20
DDFL4UELR440V	20
EPDDFL4U	50
CA701-1M / CA701-1M-S	50 m
CA701-15-1M / CA701-15-1M-S	25 m
CA702 / CA802 / CA202	50
CA509/K8WHT	100
CA509/K2WHT	100
SCS0.6/3.5 Blade size: 0.6 x 3.5 mm	10

Uninsulated	Insulated	Imax	Standard Pack
CA729/2	CA749/2	32 A	100
CA729/3	CA749/3	32 A	50
CA729/4	CA749/4	32 A	50
CA729/10	CA749/10	32 A	10
CA711/2		32 A	100
CA711/3		32 A	50
CA711/4		32 A	50
CA711/10		32 A	20

DISCONNECT & TEST TERMINAL BLOCKS

These blocks are used for measuring, control and regulatory circuits.

In CKT4U & CKT4U/4 disconnection is achieved by lifting a lever which operates the knife contact.

Specially designed socket headed screws act as receptacles for test probes in these Terminal Blocks.

CKT4U/S is another version of CKT4U Terminal Block in which regular slotted screws are used.

CKT4SP terminal provides a possibility of using screw type jumpers for cross connection.

CF4SPFT feed through terminals have the same profile as that of the CF4SP and CKT4SP Terminal Block.

CKT4SP series terminal are completely closed and do not need a separate end plate.

CKT6U terminals have the same outer profile of CTS6U feed through terminals.

CKT4UH & CKT6U terminals have an extended tab on the disconnecting blade which facilitates tool less operation of the disconnecting contact.

CKT6U terminal has the same profile as that of CTS6U & CTS10U feed through terminals.

CKT4U



Width (Thickness) x Length			6 x 46.3 mm	
Height with DIN 35 x 7.5 / 35 x 15 / 32 mm Rail			48.3 mm / 56.0 mm / 54.5 mm	
Connection Possibility as per			IEC	UL - CSA
With 1 Conductor per clamp	Stranded / Flexible		0.2 - 4.0 mm^2	22 - 10 AWG
	Solid		0.2 - 6.0 mm^2	
	with Ferrule / Lug		0.2 - 4.0 mm^2	22 - 10 AWG
With 2 same size Conductors per clamp	Stranded / Flexible		0.2 - 2.5 mm^2	22 - 12 AWG
	with TWIN Ferrule / Lug		0.2 - 2.5 mm^2	22 - 12 AWG
Wire Stripping Length			8 mm	
Ratings As Per			IEC60947-7-1	UL-1059 / CSA22.2-158
Voltage			800 V	600 V / 600 V
Current			28 A	35 A / 16 A
Torque			0.5 Nm	7 lb-in / 7 lb-in
Approvals				
Insulation Material / Material Group			Polyamide 6,6 / 1	
Rated Impulse Voltage / Pollution Degree			8 KV / 3	

		Type / Cat. No.	Standard Pack
Terminal Block	With Standard Slotted Screw	CKT4U/S	50
	With Socket Headed Screw - Grey	CKT4U	50
	With Socket Headed Screw - Blue	CKT4UBU	50
	Disconnecting knife with Pull Tab	CKT4UH	50
End Plate		EPCKT4U	50
Mounting Rail	(Refer Pg. 217 for details)	CA701-1M / CA701-1M-S	50 m
		CA701-15-1M / CA701-15-1M-S	25 m
End Clamp	(Refer Pg. 218 for details)	CA702 / CA802	50
Marking Tags	(Refer Pg. 222 for details)	CA509/K6WHT	100
Screw Driver		SCS0.6/3.5 Blade size: 0.6 x 3.5 mm	10

Jumpers		Uninsulated	Insulated	Imax	Standard Pack
Screw Type Jumpers	2 pole				
	3 pole				
	4 pole				
	10 pole				
External Jumpers	2 pole		CA714/2	32 A	100
	3 pole		CA714/3	32 A	100
	4 pole		CA714/4	32 A	100
	10 pole		CA714/10	32 A	20

CKT4U/4

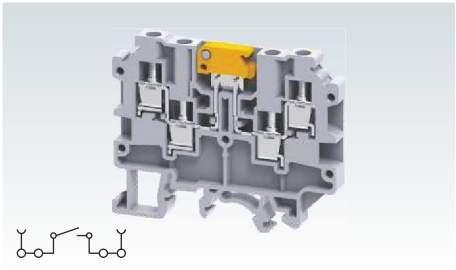

6 x 65 mm			
54.3 mm / 62.0 mm / 60.5 mm			
IEC		UL - CSA	
0.2 - 4.0 mm²		22 - 10 AWG	
0.2 - 6.0 mm²			
0.2 - 4.0 mm²		22 - 10 AWG	
0.2 - 2.5 mm²		22 - 12 AWG	
0.2 - 2.5 mm²		22 - 12 AWG	
8 mm			
IEC60947-7-1	UL-1059	CSA22.2-158	
800 V	600 V	600 V	
17.5 A	20 A	20 A	
0.5 Nm	7 lb-in	7 lb-in	
Polyamide 6,6 / 1			
8 KV / 3			

Type / Cat. No.	Standard Pack
CKT4U/4*	50
CKT4U/4BU	50
EPCKT4U/4	50
CA701-1M / CA701-1M-S	50 m
CA701-15-1M / CA701-15-1M-S	25 m
CA702 / CA802	50
CA509/K6WHT	100
SCS0.6/3.5 Blade size: 0.6 x 3.5 mm	10

Uninsulated	Insulated	Imax	Standard Pack
	CA714/2#	32 A	100
	CA714/3#	32 A	100
	CA714/4#	32 A	100
	CA714/10#	32 A	20

CKT4SP



6 x 58.5 mm			
46.0 mm / 53.5 mm / 51.5 mm			
IEC		UL - CSA	
0.2 - 4.0 mm²		24 - 10 AWG	
0.2 - 6.0 mm²			
0.2 - 4.0 mm²		24 - 10 AWG	
0.2 - 2.5 mm²		24 - 12 AWG	
0.2 - 2.5 mm²		24 - 12 AWG	
8 mm			
IEC60947-7-1	UL-1059	CSA22.2-158	
1000 V	600 V	600 V	
28 A	30 A	30 A	
0.5 Nm	4.5 lb-in	4.5 lb-in	
Polyamide 6,6 / 1			
8 KV / 3			

Type / Cat. No.	Standard Pack
CKT4SP	50
CKT4SPBU	50
CA701-1M / CA701-1M-S	50 m
CA701-15-1M / CA701-15-1M-S	25 m
CA702 / CA802	50
CA509/K6WHT	100
SCS0.6/3.5 Blade size: 0.6 x 3.5 mm	10

Uninsulated	Insulated	Imax	Standard Pack
CA722/2	CA742/2	32 A	100
CA722/3	CA742/3	32 A	100
CA722/4	CA742/4	32 A	100
CA722/10	CA742/10	32 A	10
	CA714/2	32 A	100
	CA714/3	32 A	100
	CA714/4	32 A	100
	CA714/10	32 A	20

CF4SPFT



6 x 58.5 mm			
46.0 mm / 53.5 mm / 51.5 mm			
IEC		UL - CSA	
0.2 - 4.0 mm²		24 - 10 AWG	
0.2 - 6.0 mm²			
0.2 - 4.0 mm²		24 - 10 AWG	
0.2 - 2.5 mm²		24 - 12 AWG	
0.2 - 2.5 mm²		24 - 12 AWG	
8 mm			
IEC60947-7-1	UL-1059	CSA22.2-158	
1000 V	600 V	600 V	
32 A	30 A	30 A	
0.5 Nm	4.5 lb-in	4.5 lb-in	
Polyamide 6,6 / 1			
8 KV / 3			

Type / Cat. No.	Standard Pack
CF4SPFT	50
CF4SPFTBU	50
CA701-1M / CA701-1M-S	50 m
CA701-15-1M / CA701-15-1M-S	25 m
CA702 / CA802	50
CA509/K6WHT	100
SCS0.6/3.5 Blade size: 0.6 x 3.5 mm	10

Uninsulated	Insulated	Imax	Standard Pack
CA722/2	CA742/2	32 A	100
CA722/3	CA742/3	32 A	100
CA722/4	CA742/4	32 A	100
CA722/10	CA742/10	32 A	10
	CA714/2	32 A	100
	CA714/3	32 A	100
	CA714/4	32 A	100
	CA714/10	32 A	20

* CKT4U/4 Terminal has standard screws on the upper level clamps and socket screws on the lower level clamps.
\# External Jumpers can be used only in the upper level clamping unit of the Terminal Block.

CKT6U



Width (Thickness) x Length		8 x 42.5 mm	
Height with DIN 35 x 7.5 / 35 x 15 / 32 mm Rail		51.2 mm / 58.7 mm / 56.1 mm	
Connection Possibility as per		IEC	UL - CSA
With 1 Conductor per clamp	Stranded / Flexible	0.5 - 6.0 mm^2	22 - 8 AWG
	Solid		
	with Ferrule / Lug	0.5 - 6.0 mm^2	22 - 8 AWG
With 2 same size Conductors per clamp	Stranded / Flexible	0.5 - 2.5 mm^2	22 - 12 AWG
	with TWIN Ferrule / Lug	0.5 - 2.5 mm^2	22 - 12 AWG
Wire Stripping Length		8 mm	
Ratings As Per		IEC60947-7-1	
Voltage		1000 V	
Current		41 A	
Torque		0.8 Nm	
Approvals		CE	
Insulation Material / Material Group		Polyamide 6,6 / 1	
Rated Impulse Voltage / Pollution Degree		8 KV / 3	

		Type / Cat. No.	Standard Pack
Terminal Block	Grey	CKT6U	50
	Blue	CKT6UBU	50
End Plate		EP6/10U	50
Mounting Rail (Refer Pg. 217 for details)		CA701-1M / CA701-1M-S	50 m
		CA701-15-1M / CA701-15-1M-S	25 m
End Clamp (Refer Pg. 218 for details)		CA702 / CA802	50
Marking Tags (Refer Pg. 222 for details)		CA509/K8WHT	100
Screw Driver		SCS0.8/4 Blade size: 0.8 x 4 mm	10

Jumpers		Insulated	Imax	Standard Pack
External Jumpers	2 pole	CA710/2	41 A	100
	3 pole	CA710/3	41 A	50
	4 pole	CA710/4	41 A	50
	10 pole	CA710/10	41 A	20



CKT4UH Terminals

CERTIFICATIONS & APPROVALS

connectwell

is an ISO 9001:2008 Company with products and systems approved by various credible third party organizations

Cert. No.: 44 100 990789/01-E3

TUV NORD

VDE Testing &
Certification Institute

C US

Underwriters Laboratories Inc

C US

Canadian Standards Association

ATEX - IECEx
Installation instruction refer page 243-247

(IECEE) CB Scheme

(IECEE) CE Scheme

STQC Certification Services

DISCONNECT & TEST TERMINAL BLOCKS

These blocks are used for measuring, control and regulatory circuits. They provide a clear functional advantage for devices having utility instruments and associated transformers.

In CDTTU & CDTTUSH disconnection is achieved by means of a slide link operated with a screw driver.

Specially designed socket headed screws act as receptacles for test probes in Disconnecting & Test Terminal Blocks.

CDTTUFT is a standard feed through terminal with the same profile as that of CDTTU.

CDTTU

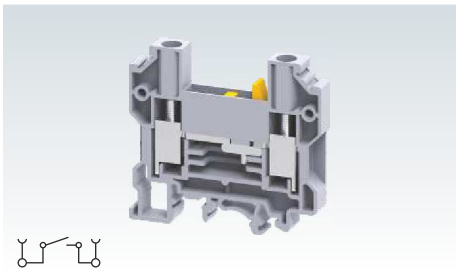

Width (Thickness) x Length		8 x 63 mm		
Height with DIN 35 x 7.5 / 35 x 15 / 32 mm Rail		58.7 mm / 65.7 mm / 63.7 mm		
Connection Possibility as per		IEC	UL - CSA	
With 1 Conductor per clamp	Stranded / Flexible	1.5 - 10.0 mm^2	16 - 8 AWG	
	Solid			
	with Ferrule / Lug	1.5 - 10.0 mm^2	16 - 8 AWG	
With 2 same size Conductors per clamp	Stranded / Flexible	1.5 - 4.0 mm^2	16 - 10 AWG	
	with TWIN Ferrule / Lug	1.5 - 4.0 mm^2	16 - 10 AWG	
Wire Stripping Length		12 mm		
Ratings As Per		IEC60947-7-1	UL-1059	CSA22.2-158
Voltage		800 V	600 V	600 V
Current		57 A	41 A	41 A
Torque		1.2 Nm	14 lb-in	14 lb-in
Approvals				
Insulation Material / Material Group		Polyamide 6,6 / 1		
Rated Impulse Voltage / Pollution Degree		8 KV / 3		

		Type / Cat. No.	Standard Pack
Terminal Block	Grey	CDTTU	50
	Blue	CDTTUBU	50
End Plate		EPCDTTU	50
Mounting Rail (Refer Pg. 217 for details)		CA701-1M / CA701-1M-S	50 m
		CA701-15-1M / CA701-15-1M-S	25 m
End Clamp (Refer Pg. 218 for details)		CA702 / CA802	50
Marking Tags (Refer Pg. 222 for details)		CA509/K8WHT	100
Screw Driver		SCS1.0/5.5 Blade size: 1.0 x 5.5 mm	10

Jumpers		Type / Cat. No.	Imax	Standard Pack
External Jumpers	2 pole	CA710/2	35 A	100
	3 pole	CA710/3	35 A	50
	4 pole	CA710/4	35 A	50
	10 pole	CA710/10	35 A	20
Shorting Plug	2 pole	QJ8/2		25

CDTTUSH

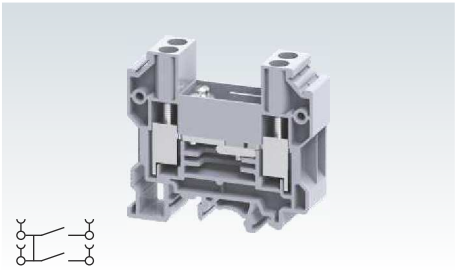

16 x 63 mm

58.7 mm / 65.7 mm / 63.7 mm

IEC	UL - CSA
1.5 - 10.0 mm^2	16 - 8 AWG
1.5 - 10.0 mm^2	16 - 8 AWG
1.5 - 4.0 mm^2	16 - 10 AWG
1.5 - 4.0 mm^2	16 - 10 AWG

12 mm

IEC60947-7-1	UL-1059	CSA22.2-158	
160 V	300 V	300 V	
10 A	25 A	25 A	
1.2 Nm	14 lb-in	14 lb-in	

Polyamide 6,6 / 1

2.5 KV / 3

Type / Cat. No.	Standard Pack
CDTTUSH	20
EPCDTTU	50
CA701-1M / CA701-1M-S	50 m
CA701-15-1M / CA701-15-1M-S	25 m
CA702 / CA802	50
CA509/K8WHT	100
SCS1.0/5.5 Blade size: 1.0 x 5.5 mm	10

Type / Cat. No.	Imax	Standard Pack
CA710/2	35 A	100
CA710/3	35 A	50
CA710/4	35 A	50
CA710/10	35 A	20
QJ8/2		25

CDTTUFT



8 x 63 mm

58.7 mm / 65.7 mm / 63.7 mm

IEC	UL - CSA
1.5 - 10.0 mm^2	16 - 8 AWG
1.5 - 10.0 mm^2	16 - 8 AWG
1.5 - 4.0 mm^2	16 - 10 AWG
1.5 - 4.0 mm^2	16 - 10 AWG

12 mm

IEC60947-7-1	UL-1059	CSA22.2-158	
800 V	600 V	600 V	
57 A	41 A	41 A	
1.2 Nm	14 lb-in	14 lb-in	

Polyamide 6,6 / 1

8 KV / 3

Type / Cat. No.	Standard Pack
CDTTUFT	50
CDTTUFTBU	50
EPCDTTU	50
CA701-1M / CA701-1M-S	50 m
CA701-15-1M / CA701-15-1M-S	25 m
CA702 / CA802	50
CA509/K8WHT	100
SCS1.0/5.5 Blade size: 1.0 x 5.5 mm	10

Type / Cat. No.	Imax	Standard Pack
CA710/2	35 A	100
CA710/3	35 A	50
CA710/4	35 A	50
CA710/10	35 A	20
QJ8/2		25

DISCONNECT & TEST TERMINAL BLOCKS

The CDS6U Disconnect & Test Terminal Block is used for measuring, control and regulatory circuits. They provide a clear functional advantage for devices having utility instruments and associated transformers.

Separate testing points facilitate insertion of test probes. Disconnection is achieved by means of a slide link operated with a Screw Driver.

In the CDS6U/TS, the insulated test point screw system (TPSLS) is integrated.

CDS6U/FT Terminal Block is a standard feed through Terminal Block.

In the CDS6U/SC Disconnect & Test Terminal Block, an additional safety spring is provided underneath the screw clamp. These Terminal Blocks are preferred for connections that involve safety requirements of the Electric Supply Industry (ESI) standards, British CEGB regulations and NTPC applications.

The SLS2 and SLS4 sliding jumpers can be used in combination with either the supplied screw or the TPSLS Test point screw system.

Lock out cap LCCDS can be used to lock the center shorting screw, to prevent accidental opening of circuits.

CDS6U



Width (Thickness) x Length		8 x 82 mm		
Height with DIN 35 x 7.5 / 35 x 15 / 32 mm Rail		51.0 mm / 59.2 mm / 56.7 mm		
Connection Possibility as per		IEC	UL - CSA	
With 1 Conductor per clamp	Stranded / Flexible	0.2 - 6.0 mm^2	22 - 8 AWG	
	Solid			
	with Ferrule / Lug	0.2 - 6.0 mm^2	22 - 8 AWG	
With 2 same size Conductors per clamp	Stranded / Flexible	0.2 - 4.0 mm^2	22 - 10 AWG	
	with TWIN Ferrule / Lug	0.2 - 4.0 mm^2	22 - 10 AWG	
Wire Stripping Length		10 mm		
Ratings As Per		IEC60947-7-1	UL-1059	CSA22.2-158
Voltage		800 V	600 V	600 V
Current		41 A	45 A	45 A
Torque		0.8 Nm	14 lb-in	14 lb-in
Approvals				
Insulation Material / Material Group		Polyamide 6,6 / 1		
Rated Impulse Voltage / Pollution Degree		8 KV / 3		

		Type / Cat. No.	Standard Pack
Terminal Block	Grey	CDS6U	50
	Blue	CDS6UBU	50
End Plate		EPCDS6U	50
Mounting Rail (Refer Pg. 217 for details)		CA701-1M / CA701-1M-S	50 m
		CA701-15-1M / CA701-15-1M-S	25 m
End Clamp (Refer Pg. 218 for details)		CA702 / CA802	50
Marking Tags (Refer Pg. 222 for details)		CA509/K8WHT	100
Screw Driver		SCS0.8/4 Blade size: 0.8 x 4 mm	10

Jumpers		Type / Cat. No.	Imax	Standard Pack
Screw Type Jumpers	2 pole	CA723/2	41 A	100
	3 pole	CA723/3	41 A	50
	4 pole	CA723/4	41 A	50
	5 pole	CA723/5	41 A	50
	6 pole	CA723/6	41 A	10
	10 pole	CA723/10	41 A	10
Sliding Jumpers	2 Pole	SLS2	35 A	50
	3 Pole	SLS3	35 A	25
	4 Pole	SLS4	35 A	25
Insulated Test Socket	Grey	TPSLS		50
	Red	TPSLSR		50
	Yellow	TPSLSY		50
	Blue	TPSLSBU		50
	Black	TPSLSBK		50
Switchable Jumpers		SWCDS	35 A	50
Lock Out Cap		LCCDS		50
Shorting Plug	2 pole	QJ8/2		25

CDS6U/TS



8 x 82 mm

51.0 mm / 59.2 mm / 56.7 mm

IEC	UL - CSA
0.2 - 6.0 mm²	22 - 8 AWG
0.2 - 6.0 mm²	22 - 8 AWG
0.2 - 4.0 mm²	22 - 10 AWG
0.2 - 4.0 mm²	22 - 10 AWG

10 mm

IEC60947-7-1	UL-1059	CSA22.2-158	
630 V	600 V	600 V	
41 A	45 A	45 A	
0.8 Nm	14 lb-in	14 lb-in	

Polyamide 6,6 / 1

8 KV / 3

Type / Cat. No.		Standard Pack
CDS6U/TS		50
EPCDS6U		50
CA701-1M	/ CA701-1M-S	50 m
CA701-15-1M	/ CA701-15-1M-S	25 m
CA702 / CA802		50
CA509/K8WHT		100
SCS0.8/4	Blade size: 0.8 x 4 mm	10

Type / Cat. No.	Imax	Standard Pack
CA723/2	41 A	100
CA723/3	41 A	50
CA723/4	41 A	50
CA723/5	41 A	50
CA723/6	41 A	10
CA723/10	41 A	10
SLS2	35 A	50
SLS3	35 A	25
SLS4	35 A	25
SWCDS	35 A	50
LCCDS		50
QJ8/2		25

CDS6U/FT



8 x 82 mm

51.0 mm / 59.2 mm / 56.7 mm

IEC	UL - CSA
0.2 - 6.0 mm²	22 - 8 AWG
0.2 - 6.0 mm²	22 - 8 AWG
0.2 - 4.0 mm²	22 - 10 AWG
0.2 - 4.0 mm²	22 - 10 AWG

10 mm

IEC60947-7-1	UL-1059	CSA22.2-158	
1000 V	600 V	600 V	
41 A	45 A	45 A	
0.8 Nm	14 lb-in	14 lb-in	

Polyamide 6,6 / 1

8 KV / 3

Type / Cat. No.		Standard Pack
CDS6U/FT		50
EPCDS6U		50
CA701-1M	/ CA701-1M-S	50 m
CA701-15-1M	/ CA701-15-1M-S	25 m
CA702 / CA802		50
CA509/K8WHT		100
SCS0.8/4	Blade size: 0.8 x 4 mm	10

Type / Cat. No.	Imax	Standard Pack
CA723/2	41 A	100
CA723/3	41 A	50
CA723/4	41 A	50
CA723/5	41 A	50
CA723/6	41 A	10
CA723/10	41 A	10
SWCDS	35 A	50

CDS6U/SC



8 x 82 mm

51.0 mm / 59.2 mm / 56.7 mm

IEC	UL - CSA
0.2 - 6.0 mm²	22 - 8 AWG
0.2 - 6.0 mm²	22 - 8 AWG
0.2 - 4.0 mm²	22 - 10 AWG
0.2 - 4.0 mm²	22 - 10 AWG

10 mm

IEC60947-7-1	UL-1059	CSA22.2-158	
800 V	600 V	600 V	
41 A	45 A	45 A	
0.8 Nm	14 lb-in	14 lb-in	

Polyamide 6,6 / 1

8 KV / 3

Type / Cat. No.		Standard Pack
CDS6U/SC		50
EPCDS6U		50
CA701-1M	/ CA701-1M-S	50 m
CA701-15-1M	/ CA701-15-1M-S	25 m
CA702 / CA802		50
CA509/K8WHT		100
SCS0.8/4	Blade size: 0.8 x 4 mm	10

Type / Cat. No.	Imax	Standard Pack
CA723/2	41 A	100
CA723/3	41 A	50
CA723/4	41 A	50
CA723/5	41 A	50
CA723/6	41 A	10
CA723/10	41 A	10
SLS2	35 A	50
SLS3	35 A	25
SLS4	35 A	25
TPSLS		50
TPSLSR		50
TPSLSY		50
TPSLSBU		50
TPSLSBK		50
SWCDS	35 A	50
LCCDS		50
QJ8/2		25

Usage of CDS6U range of products in Simple Current Transformer Test Circuit

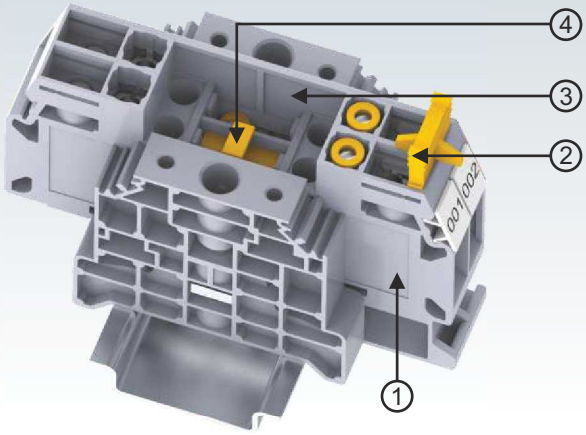

No.	Cat. No.	Qty.
1	CDS6U	2
2	SLS2	1
3	EPCDS6U	1
4	LCCDS	1

Operating status

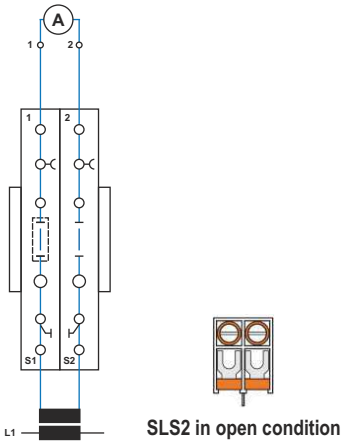

SLS2 in open condition

Meter test for L1 through external power supply

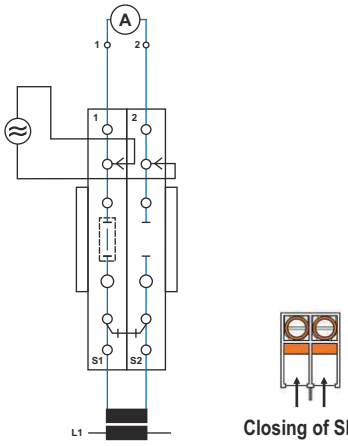

Closing of SLS2

Sequence for test :

1) Close short circuit slide SLS2 of terminals 1 and 2.
2) Open disconnect slide link of terminal 2.
3) Connect external power supply to test sockets of terminals 1 and 2.

Comparison measurement for L1

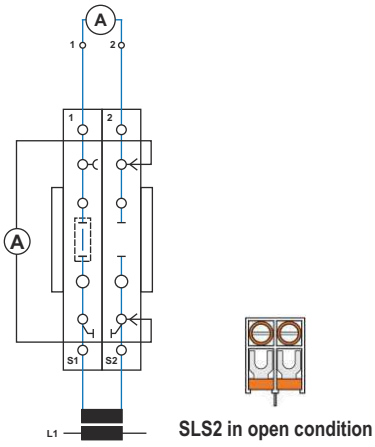

SLS2 in open condition

Sequence for test :

1) Remove SLS2 screw from terminal 2.
2) Connect ammeter to test sockets of terminal 2.
3) Open disconnect slide link of terminal 2.

Changing the meter for L1

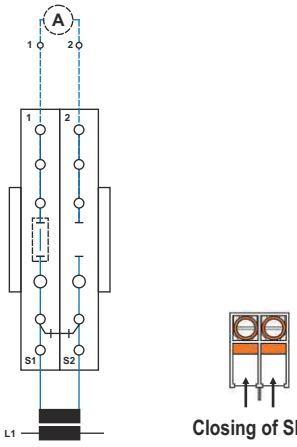

Closing of SLS2

Sequence for test :

1) Close short circuit slide SLS2 of terminals 1 and 2.
2) Open disconnect slide link of terminal 2.
3) Disconnect meter for L1 at terminals 1 and 2.

Usage of CDS6U range of products in 3 Phase Current Transformer Test Set

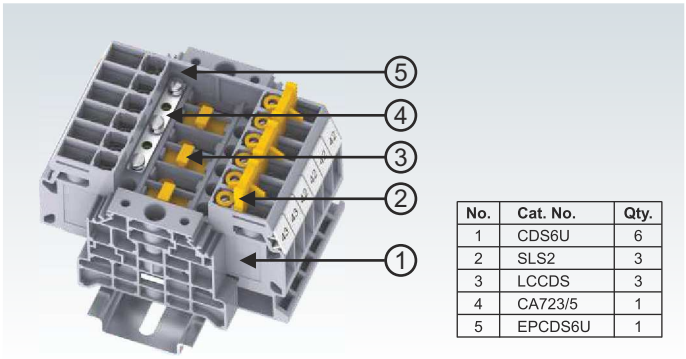

No.	Cat. No.	Qty.
1	CDS6U	6
2	SLS2	3
3	LCCDS	3
4	CA723/5	1
5	EPCDS6U	1

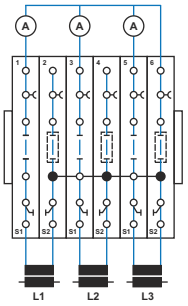

Operating status
(with internal distribution of the k-point)

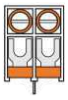

SLS2 in open condition

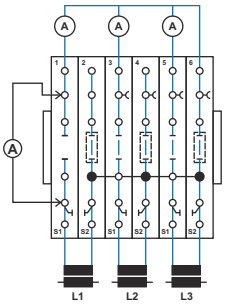

Comparison measurement for L1

Sequence for test :
1) Remove SLS2 screw from terminal 1.
2) Connect ammeter to test sockets of terminal 1.
3) Open disconnect slide link of terminal 1.

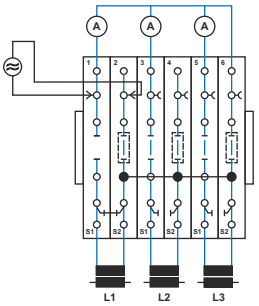

Meter test for L1 through external power supply

Sequence for test :
1) Close short circuit slide SLS2 of terminals 1 and 2.
2) Open disconnect slide link of terminal 1.
3) Connect external power supply to test sockets of terminals 1 and 2.

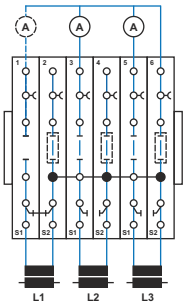

Changing the meter for L1

Sequence for test :
1) Close short circuit slide SLS2 of terminals 1 and 2.
2) Open disconnect slide link of terminal 1.
3) Disconnect meter for L1.

Usage of CDS6U range of products in 3 Phase Linked Current Transformer Test Set

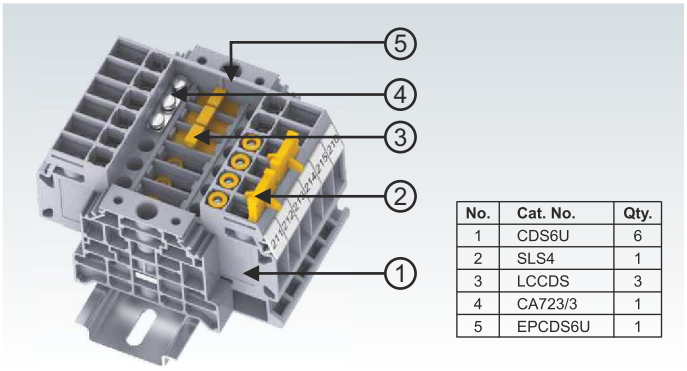

No.	Cat. No.	Qty.
1	CDS6U	6
2	SLS4	1
3	LCCDS	3
4	CA723/3	1
5	EPCDS6U	1

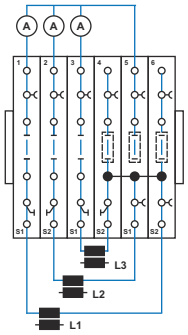

Operating status

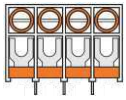

SLS4 in open condition

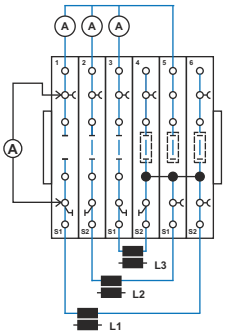

Comparison measurement for L1

Sequence for test :
1) Remove SLS4 screw from terminal 1.
2) Connect ammeter to test sockets of terminal 1.
3) Open disconnect slide link of terminal 1.

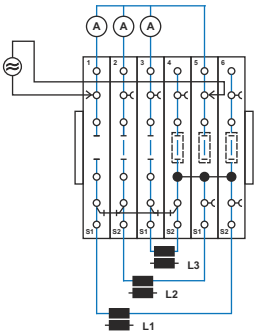

Meter test for L1 through external power supply

Sequence for test :
1) Close short circuit slide SLS4 of terminals 1,2, 3 and 4.
2) Open disconnect slide link of terminal 1.
3) Connect external power supply to test sockets of terminals 1and 5.

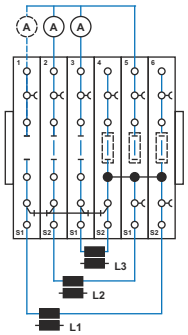

Changing the meter for L1

Sequence for test :
1) Close short circuit slide SLS4 of terminals 1,2, 3 and 4.
2) Open disconnect slide link of terminal 1.
3) Disconnect meter for L1.

Usage of CDS6U Test Disconnect Terminal Block for 3 Phase 4 wire multi function meter

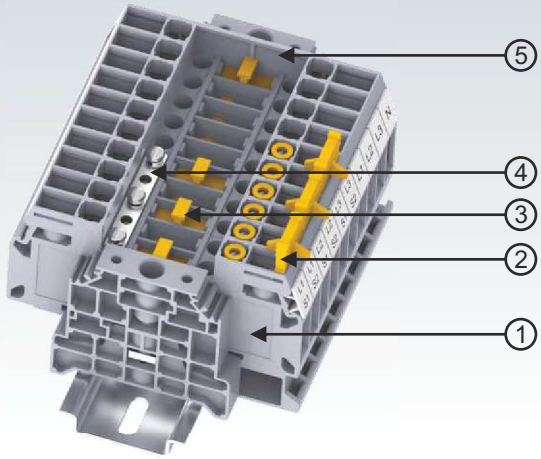

No.	Cat. No.	Qty.
1	CDS6U	10
2	SLS2	3
3	LCCDS	4
4	CA723/5	1
5	EPCDS6U	1

Operating status

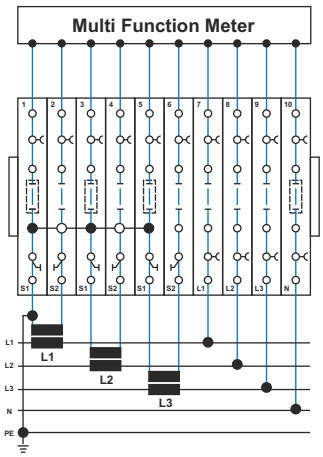

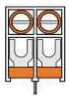

SLS2 in open condition

Meter test for L1 through external power supply

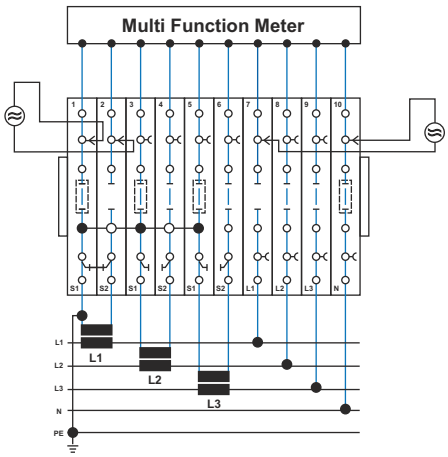

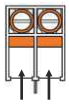

Closing of SLS2

Sequence for test :

1) Close short circuit slide SLS2 of terminals 1 and 2.
2) Open disconnect slide link of terminal 2 and 7.
3) Connect external power supply to test sockets of terminals 1, 2 and 7, 10.

Comparison measurement for L1

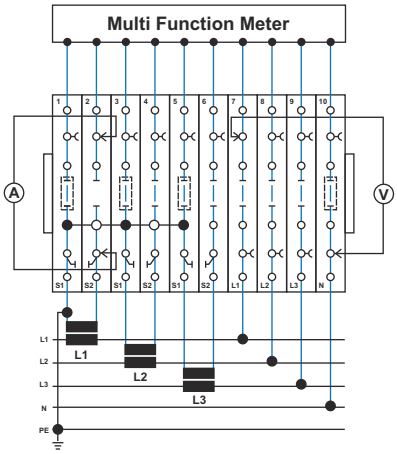

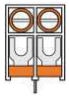

SLS2 in open condition

Sequence for test :

1) Remove SLS2 screw from terminal 2.
2) Connect ammeter to test sockets of terminal 2.
3) Open disconnect slide link of terminal 2.
4) Connect voltameter to test sockets of terminals 7 and 10.

Changing the meter for L1

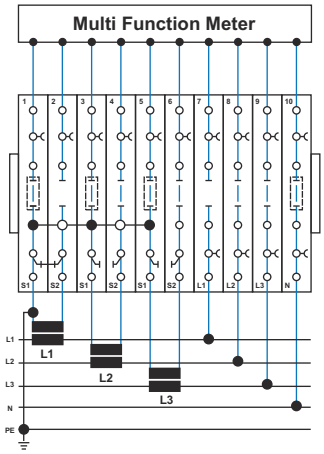

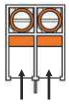

Closing of SLS2

Sequence for test :

1) Close short circuit slide SLS2 of terminals 1 and 2.
2) Open disconnect slide link of terminal 2 and 7.
3) Disconnect meter for L1 at terminals 1, 2 and 7.

DISCONNECT & TEST TERMINAL BLOCKS





	CSDL4U			DDDL4U		
Width (Thickness) x Length	8 x 58 mm			8 x 88 mm		
Height with DIN 35 x 7.5 / 35 x 15 / 32 mm Rail	44.5 mm / 52.0 mm / 49.4 mm			67.4 mm / 74.3 mm / 71.4 mm		
Connection Possibility as per	IEC	UL - CSA		IEC	UL - CSA	
With 1 Conductor per clamp — Stranded / Flexible	0.2 - 4.0 mm^2	22 - 10 AWG		0.2 - 4.0 mm^2	22 - 10 AWG	
With 1 Conductor per clamp — Solid	0.2 - 6.0 mm^2			0.2 - 6.0 mm^2		
With 1 Conductor per clamp — with Ferrule / Lug	0.2 - 4.0 mm^2	22 - 10 AWG		0.2 - 4.0 mm^2	22 - 10 AWG	
With 2 same size Conductors per clamp — Stranded / Flexible	0.2 - 2.5 mm^2	22 - 12 AWG		0.2 - 2.5 mm^2	22 - 12 AWG	
With 2 same size Conductors per clamp — with TWIN Ferrule / Lug	0.2 - 2.5 mm^2	22 - 12 AWG		0.2 - 2.5 mm^2	22 - 12 AWG	
Wire Stripping Length	9.5 mm			9.5 mm		
Ratings As Per	IEC60947-7-1	UL-1059	CSA22.2-158	IEC60947-7-1	UL-1059	CSA22.2-158
Voltage	1000 V	600 V	600 V	800 V	600 V	600 V
Current — Top Level	10 A	14 A	14 A	10 A	6.3 A	14 A
Current — Bottom Level				32 A	35 A	32 A
Torque	0.5 Nm	7 lb-in	7 lb-in	0.5 Nm	7 lb-in	7 lb-in
Approvals	CE, cULus, cSPus, Lloyds Register			CE, cULus, cSPus, Lloyds Register		
Insulation Material / Material Group	Polyamide 6,6 / 1			Polyamide 6,6 / 1		
Rated Impulse Voltage / Pollution Degree	5 KV / 3			5 KV / 3		

		Type / Cat. No.	Standard Pack	Type / Cat. No.	Standard Pack
Terminal Block	Grey	CSDL4U	100	DDDL4U	20
	Blue			DDDL4UBU	20
	Black			DDDL4UBK	20
End Plate		EPCSFL4U	50	EPDDFL4U	50
Mounting Rail (Refer Pg. 217 for details)		CA701-1M / CA701-1M-S	50 m	CA701-1M / CA701-1M-S	50 m
		CA701-15-1M / CA701-15-1M-S	25 m	CA701-15-1M / CA701-15-1M-S	25 m
End Clamp (Refer Pg. 218 for details)		CA702 / CA802	50	CA702 / CA802	50
Marking Tags	On Terminal	CA509/K8WHT	100	CA509/K8WHT	100
	Continuous Tag	CA509/K2WHT	100	CA509/K2WHT	100
Screw Driver		SCS0.6/3.5 Blade size: 0.6 x 3.5 mm	10	SCS0.6/3.5 Blade size: 0.6 x 3.5 mm	10

Jumpers		Uninsulated	Insulated	Imax	Standard Pack	Uninsulated	Insulated	Imax	Standard Pack
Screw Type Jumpers	2 pole					CA729/2	CA749/2	32 A	100
	3 pole					CA729/3	CA749/3	32 A	50
	4 pole					CA729/4	CA749/4	32 A	50
	10 pole					CA729/10	CA749/10	32 A	10
	100 pole								
Configurable Jumper Bar	2 pole					CA703/6		32 A	100
	3 pole					CA704/6		32 A	100
	4 pole					CA705/6		32 A	100
	10 pole					CA737/10		32 A	100
Short Sleeve & Screw for configurable jumper bar						CA707/S/Q/3			100
External Jumpers	2 pole		CA711/2	32 A	100		CA711/2	32 A	100
	3 pole		CA711/3	32 A	50		CA711/3	32 A	50
	4 pole		CA711/4	32 A	50		CA711/4	32 A	50
	10 pole		CA711/10	32 A	20		CA711/10	32 A	20

DISTRIBUTION BLOCKS

The CDB range of Distribution Blocks is an ideal choice for a simplified distribution system. A bolt in the center of the block provides a connection point for the incoming cable. All the terminals are internally connected and provide multiple connection points for the outgoing wires. A protective shield effectively shrouds the incoming connection.

CDB4(1) blocks are recommended for applications where the input connection point is located at one end instead of the center.

CMDB blocks are a modified version of the CDB Terminal Blocks without the central incoming terminal connection.

Note:
Sum of outgoing currents on either side of the center should not exceed half the maximum permissible incoming current

Sum of total outgoing currents should not exceed maximum permissible incoming current.

Connection for higher outgoing currents should be done through the terminal nearest to the incoming connection.

CDB4



Height with DIN 35 x 7.5 / 35 x 15 / 32 mm Rail		46.2 mm / 53.7 mm / 51.1 mm	
Wire size at Input		16.0 mm² / 8 AWG	
Connection Possibility as per		IEC	UL - CSA
With 1 Conductor per clamp	Stranded / Flexible	0.2 - 4.0 mm²	22 - 10 AWG
	Solid	0.2 - 6.0 mm²	
	with Ferrule / Lug	0.2 - 4.0 mm²	22 - 10 AWG
With 2 same size Conductors per clamp	Stranded / Flexible	0.2 - 2.5 mm²	22 - 12 AWG
	with TWIN Ferrule / Lug	0.2 - 2.5 mm²	22 - 12 AWG
Wire Stripping Length		8 mm	
Ratings As Per		IEC60947-7-1	UL-1059 / CSA22.2-158
Voltage		800 V	600 V / 600 V
Current	Input	64 A	50 A / 50 A
	Total Output (on either side of Input)	32 A	35 A / 25 A
Torque	Input	2.0 Nm	26 lb-in / 26 lb-in
	Output	0.5 Nm	7 lb-in / 7 lb-in
Approvals			
Insulation Material / Material Group		Polyamide 6,6 / 1	
Rated Impulse Voltage / Pollution Degree		8 KV / 3	

	Type / Cat. No.	No. of Outputs	Standard Pack
Terminal Block	CDB4/1	4	10
	CDB4/2	8	10
	CDB4/3	12	10
	CDB4/4	16	10
	CDB4/5	20	5
	CDB4/6	24	5

Mounting Rail	(Refer Pg. 217 for details)	CA701-1M / CA701-1M-S	50 m
		CA701-15-1M / CA701-15-1M-S	25 m
End Clamp	(Refer Pg. 218 for details)	CA702 / CA802	50
Marking Tags	(Refer Pg. 222 for details)	CA509/K6WHT	100
Screw Driver		SCS0.6/3.5 Blade size: 0.6 x 3.5 mm	10

Type / Cat. No.	H x W x T (mm)	No. of Output
CDB4/1	45 x 43 x 44	4
CDB4/2	45 x 43 x 56	8
CDB4/3	45 x 43 x 68	12
CDB4/4	45 x 43 x 80	16
CDB4/5	45 x 43 x 96	20
CDB4/6	45 x 43 x 108	24

Note: These Terminal Blocks are available in Red, Yellow, Blue, Black & Green colours.

CDB4(1)

46.2 mm / 53.7 mm / 51.1 mm

16.0 mm² / 8 AWG

IEC	UL - CSA
0.2 - 4.0 mm²	22 - 10 AWG
0.2 - 6.0 mm²	
0.2 - 4.0 mm²	22 - 10 AWG
0.2 - 2.5 mm²	22 - 12 AWG
0.2 - 2.5 mm²	22 - 12 AWG

8 mm

IEC60947-7-1	UL-1059	CSA22.2-158	
800 V	600 V	600 V	
64 A 64 A*	50 A 50 A	50 A 25 A	
2.0 Nm 0.5 Nm	26 lb-in 7 lb-in	26 lb-in 7 lb-in	

Polyamide 6,6 / 1

8 KV / 3

Type / Cat. No.	No. of Outputs	Standard Pack
CDB4/2(1)	6	10
CDB4/3(1)	8	10
CDB4/4(1)	10	10
CDB4/5(1)	12	5
CDB4/6(1)	14	5
CDB4/10(1)	22	5
CDB4/11(1)	24	5
CA701-1M / CA701-1M-S		50 m
CA701-15-1M / CA701-15-1M-S		25 m
CA702 / CA802		50
CA509/K6WHT		100
SCS0.6/3.5 Blade size: 0.6 x 3.5 mm		10

Type / Cat. No.	H x W x T (mm)	No. of Output
CDB4/2(1)	45 x 43 x 52	6
CDB4/3(1)	45 x 43 x 58	8
CDB4/4(1)	45 x 43 x 64	10
CDB4/5(1)	45 x 43 x 70	12
CDB4/6(1)	45 x 43 x 76	14
CDB4/10(1)	45 x 43 x 100	22
CDB4/11(1)	45 x 43 x 106	24

CDB6



47.8 mm / 55.5 mm / 52.8 mm

25.0 mm² / 2 AWG

IEC	UL - CSA
1.5 - 6.0 mm²	22 - 8 AWG
1.5 - 6.0 mm²	22 - 8 AWG
1.5 - 4.0 mm²	22 - 10 AWG
1.5 - 4.0 mm²	22 - 10 AWG

9 mm

IEC60947-7-1	UL-1059	CSA22.2-158	
800 V	600 V	600 V	
82 A 41 A	100 A 50 A	100 A 50 A	
3.0 Nm 0.8 Nm	35 lb-in 14 lb-in	35 lb-in 14 lb-in	

Polyamide 6,6 / 1

8 KV / 3

Type / Cat. No.	No. of Outputs	Standard Pack
CDB6/1	4	10
CDB6/2	8	10
CDB6/3	12	10
CDB6/4	16	5
CA701-1M / CA701-1M-S		50 m
CA701-15-1M / CA701-15-1M-S		25 m
CA702 / CA802		50
CA509/K8WHT		100
SCS0.8/4 Blade size: 0.8 x 4 mm		10

Type / Cat. No.	H x W x T (mm)	No. of Output
CDB6/1	43 x 48 x 48	4
CDB6/2	43 x 48 x 64	8
CDB6/3	43 x 48 x 80	12
CDB6/4	43 x 48 x 96	16

CDB10



47.8 mm / 55.5 mm / 52.8 mm

35.0 mm² / 1/0 AWG

IEC	UL - CSA
1.5 - 10 mm²	16 - 6 AWG
1.5 - 10 mm²	16 - 6 AWG
1.5 - 6 mm²	16 - 8 AWG
1.5 - 6 mm²	16 - 8 AWG

11 mm

IEC60947-7-1	UL-1059	CSA22.2-158	
800 V	600 V	600 V	
114 A 57 A	130 A 65 A	130 A 65 A	
6.0 Nm 1.2 Nm	53 lb-in 14 lb-in	53 lb-in 14 lb-in	

Polyamide 6,6 / 1

8 KV / 3

Type / Cat. No.	No. of Outputs	Standard Pack
CDB10/2	8	10
CDB10/3	12	10
CDB10/4	16	5
CA701-1M / CA701-1M-S		50 m
CA701-15-1M / CA701-15-1M-S		25 m
CA702 / CA802		50
CA509/K10WHT		100
SCS0.8/4 Blade size: 0.8 x 4 mm		10

Type / Cat. No.	H x W x T (mm)	No. of Output
CDB10/2	43 x 48 x 72	8
CDB10/3	43 x 48 x 92	12
CDB10/4	43 x 48 x 112	16

Phase Distribution Application with CDB Terminals

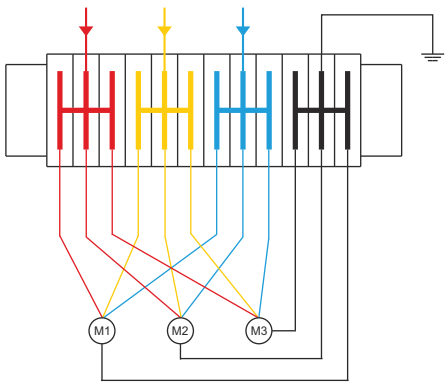

* Total output current of the system.

DISTRIBUTION BLOCKS





		CDB25			CMDB4		
Height with DIN 35 x 7.5 / 35 x 15 / 32 mm Rail		57.2 mm / 64.7 mm / 62.3 mm			46.2 mm / 53.7 mm / 51.1 mm		
Wire size at Input		50.0 mm^2 / 2/0 AWG					
Connection Possibility as per		IEC		UL - CSA	IEC		UL - CSA
With 1 Conductor per clamp	Stranded / Flexible	6.0 - 25 mm^2		12 - 2 AWG	0.2 - 4.0 mm^2		22 - 10 AWG
	Solid				0.2 - 6.0 mm^2		
	with Ferrule / Lug	6.0 - 25 mm^2		12 - 2 AWG	0.2 - 4.0 mm^2		22 - 10 AWG
With 2 same size Conductors per clamp	Stranded / Flexible	6.0 - 16 mm^2		12 - 8 AWG	0.2 - 2.5 mm^2		22 - 12 AWG
	with TWIN Ferrule / Lug	6.0 - 16 mm^2		12 - 8 AWG	0.2 - 2.5 mm^2		22 - 12 AWG
Wire Stripping Length		14 mm			8 mm		
Ratings As Per		IEC60947-7-1	UL-1059	CSA22.2-158	IEC60947-7-1	UL-1059	
Voltage		800 V	600 V	600 V	1000 V	600 V	
Current	Input	150 A	150 A	150 A	32 A	35 A	
	Total Output (on either side of Input)	75 A	75 A	150 A			
Torque	Input	6.0 Nm	53 lb-in		0.5 Nm	7 lb-in	
	Output	2.0 Nm	22 lb-in				
Approvals							
Insulation Material / Material Group		Polyamide 6,6 / 1			Polyamide 6,6 / 1		
Rated Impulse Voltage / Pollution Degree		8 KV / 3			8 KV / 3		

		Type / Cat. No.	No. of Outputs	Standard Pack	Type / Cat. No.	No. of Outputs	Standard Pack
Terminal Block		CDB25/1	4	10	CMDB4/2	4	10
		CDB25/2	8	10	CMDB4/3	6	10
		CDB25/3	12	10	CMDB4/4	8	10
		CDB25/4	16	5	CMDB4/10	20	5
Mounting Rail	(Refer Pg. 217 for details)	CA701-1M / CA701-1M-S		50 m	CA701-1M / CA701-1M-S		50 m
		CA701-15-1M / CA701-15-1M-S		25 m	CA701-15-1M / CA701-15-1M-S		25 m
End Clamp	(Refer Pg. 218 for details)	CA702 / CA802		50	CA702 / CA802		50
Marking Tags	(Refer Pg. 222 for details)	CA509/K12WHT		100	CA509/K6WHT		100
Warning Label					SWL4		50
Screw Driver		SCS1.0/5.5	Blade size: 1.0 x 5.5 mm	10	SCS0.6/3.5	Blade size: 0.6 x 3.5 mm	10

	Type / Cat. No.	H x W x T (mm)	No. of Output	Type / Cat. No.	H x W x T (mm)	No. of Output
	CDB25/1	56 x 49 x 64	4	CMDB4/2	45 x 43 x 13.5	4
	CDB25/2	56 x 49 x 88	8	CMDB4/3	45 x 43 x 19.5	6
	CDB25/3	56 x 49 x 112	12	CMDB4/4	45 x 43 x 25.5	8
	CDB25/4	56 x 49 x 136	16	CMDB4/10	45 x 43 x 61.5	20

Note: These Terminal Blocks are available in Red, Yellow, Blue, Black & Green colours.

CMDB6



47.8 mm / 55.5 mm / 52.8 mm

IEC	UL - CSA
1.5 - 6.0 mm^2	22 - 8 AWG
1.5 - 6.0 mm^2	22 - 8 AWG
1.5 - 4.0 mm^2	22 - 10 AWG
1.5 - 4.0 mm^2	22 - 10 AWG
9 mm	

IEC60947-7-1 UL-1059

1000 V	600 V		
41 A	50 A		
0.8 Nm	14 lb-in		

Polyamide 6,6 / 1

8 KV / 3

Type / Cat. No.	No. of Outputs	Standard Pack
CMDB6/2	4	10
CMDB6/3	6	10
CMDB6/4	8	5
CMDB6/10	20	5
CA701-1M / CA701-1M-S		50 m
CA701-15-1M / CA701-15-1M-S		25 m
CA702 / CA802		50
CA509/K8WHT		100
SWL6		50
SCS0.8/4	Blade size: 0.8 x 4 mm	10

Type / Cat. No.	H x W x T (mm)	No. of Output
CMDB6/2	43 x 48 x 17.5	4
CMDB6/3	43 x 48 x 25.5	6
CMDB6/4	43 x 48 x 33.5	8
CMDB6/10	43 x 48 x 81.5	20

CMDB10

47.8 mm / 55.5 mm / 52.8 mm

IEC	UL - CSA
1.5 - 10.0 mm^2	22 - 6 AWG
1.5 - 10.0 mm^2	22 - 6 AWG
1.5 - 6.0 mm^2	22 - 10 AWG
1.5 - 6.0 mm^2	22 - 10 AWG
11 mm	

IEC60947-7-1 UL-1059

1000 V	600 V		
57 A	65 A		
1.2 Nm	14 lb-in		

Polyamide 6,6 / 1

8 KV / 3

Type / Cat. No.	No. of Outputs	Standard Pack
CMDB10/2	4	10
CMDB10/3	6	10
CMDB10/4	8	5
CMDB10/10	20	5
CA701-1M / CA701-1M-S		50 m
CA701-15-1M / CA701-15-1M-S		25 m
CA702 / CA802		50
CA509/K10WHT		100
SCS0.8/4	Blade size: 0.8 x 4 mm	10

Type / Cat. No.	H x W x T (mm)	No. of Output
CMDB10/2	43 x 48 x 21.5	4
CMDB10/3	43 x 48 x 31.5	6
CMDB10/4	43 x 48 x 41.5	8
CMDB10/10	43 x 48 x 101.5	20

CMDB25

57.2 mm / 64.7 mm / 62.3 mm

IEC	UL - CSA
6.0 - 25.0 mm^2	12 - 4 AWG
6.0 - 25.0 mm^2	12 - 4 AWG
6.0 - 16.0 mm^2	12 - 6 AWG
6.0 - 16.0 mm^2	12 - 8 AWG
14 mm	

IEC60947-7-1 UL-1059 CSA22.2-158

800 V	600 V	600 V	
101 A	85 A	85 A	
2.0 Nm	22 lb-in	22 lb-in	

Polyamide 6,6 / 1

8 KV / 3

Type / Cat. No.	No. of Outputs	Standard Pack
CMDB25/2	4	10
CMDB25/3	6	10
CMDB25/4	8	5
CMDB25/10	20	5
CA701-1M / CA701-1M-S		50 m
CA701-15-1M / CA701-15-1M-S		25 m
CA702 / CA802		50
CA509/K12WHT		100
SCS1.0/5.5	Blade size: 1.0 x 5.5 mm	10

Type / Cat. No.	H x W x T (mm)	No. of Output
CMDB25/2	56 x 49 x 26	4
CMDB25/3	56 x 49 x 38	6
CMDB25/4	56 x 49 x 50	8
CMDB25/10	56 x 49 x 62	20

COMPACT DISTRIBUTION BLOCKS

Compact Distribution Block is used for single phase distribution systems. These blocks can either be mounted on a Din Rail or can be panel mounted.

These blocks are completely shrouded and offer IP 20 protection.

DB16

Width (Thickness) x Length	27 x 66 mm
Height with DIN 35 x 7.5 / 35 x 15 mm Rail	50.8 mm / 57.8 mm
Total number of connection points	7

Connection Possibility as per		IEC	UL - CSA
At 1 Connection Point (Input)	Wire Range		
	Stripping Length		
	Torque		
At Position A in diagram below	Wire Range	6 - 16 mm^2 (3 Conn.)	8 - 4 AWG
	Stripping Length	15 mm	15 mm
	Torque	1.2 Nm	14 lb-in
At Position B in diagram below	Wire Range	2.5 - 6 mm^2 (4 Conn.)	14 - 10 AWG
	Stripping Length	9 mm	9 mm
	Torque	0.8 Nm	7 lb-in
At Position C in diagram below	Wire Range		
	Stripping Length		
	Torque		

Ratings As Per	IEC60947-7-1	UL-1059	CSA22.2-158	
Voltage	1000 V	600 V	600 V	
Current	76 A	80 A	80 A	
Approvals				
Insulation Material / Material Group	Polyamide 6,6 / 1			
Rated Impulse Voltage / Pollution Degree	6 KV / 3			

		Type / Cat. No.		Standard Pack
Terminal Block	Grey	DB16		10
	Blue	DB16BU		10
	Red	DB16R		10
	Yellow	DB16Y		10
	Black	DB16BK		10
	Green	DB16GN		10
Mounting Rail (Refer Pg. 217 for details)		CA701-1M	/ CA701-1M-S	50 m
		CA701-15-1M	/ CA701-15-1M-S	25 m
End Clamp (Refer Pg. 218 for details)		CA702 / CA802		50
Marking Tags (Refer Pg. 222 for details)		CA509/K7.5WHT		100
Screw Driver		SCPH2	Blade size: 2 x 100 mm	10

Note:
Sum of total outgoing currents should not exceed maximum permissible incoming current.

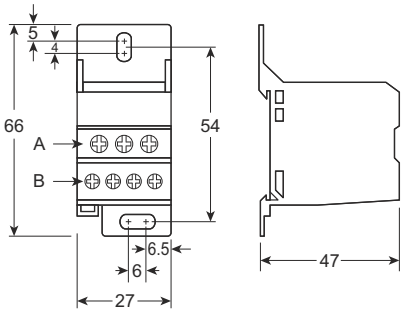

DB25

30.5 x 55.4 mm	
52.1 mm / 61.35 mm	
6	

IEC	
2.5 - 25 mm² (2 Conn.)	
17 mm	
3.0 Nm	
1.5 - 10 mm² (3 Conn.)	
9 mm	
2.0 Nm	
1.5 - 10 mm² (3 Conn.)	
9 mm	
2.0 Nm	

IEC60947-7-1			
690 V			
100 A			

Polyamide 6,6 / 1

6 KV / 3

Type / Cat. No.	Standard Pack
DB25	1
DB25BU	1
DB25GN	1
CA701-1M / CA701-1M-S	50 m
CA701-15-1M / CA701-15-1M-S	25 m
CA702 / CA802	50
SCPH2 Blade size: 2 x 100 mm	10

DB35

27 x 74.5 mm	
50.8 mm / 57.8 mm	
8	

IEC	UL - CSA
6 - 35 mm² (1 Conn.)	8 - 2 AWG
15 mm	15 mm
6 Nm	40 lb-in
6 - 16 mm² (1 Conn.)	8 - 4 AWG
15 mm	15 mm
3 Nm	14 lb-in
2.5 - 10 mm² (6 Conn.)	14 - 6 AWG
10 mm	10 mm
2.0 Nm	17.5 lb-in

IEC60947-7-1	UL-1059		
1000 V	600 V		
125 A	115 A		

Polyamide 6,6 / 1

6 KV / 3

Type / Cat. No.	Standard Pack
DB35	10
DB35BU	10
DB35R	10
DB35Y	10
DB35BK	10
DB35GN	10
CA701-1M / CA701-1M-S	50 m
CA701-15-1M / CA701-15-1M-S	25 m
CA702 / CA802	50
CA509/K7.5WHT	100
SCPH2 Blade size: 2 x 100 mm	10

DB70

41.6 x 74.45mm	
55.2 mm / 66.5 mm	
8	

IEC	UL - CSA
10 - 70 mm² (1 Conn.)	8 - 1/0 AWG
17 mm	17 mm
10.0 Nm	90 lb-in
2.5 - 25 mm² (2 Conn.)	14 - 4 AWG
12 mm	12 mm
2.0 Nm	27 lb-in
1.5 - 16 mm² (3 Conn.)	16 - 6 AWG
12 mm	12 mm
2.0 Nm	27 lb-in

IEC60947-7-1	UL-1059		
1000 V	600 V		
160 A	160 A		

Polyamide 6,6 / 1

6 KV / 3

Type / Cat. No.	Standard Pack
DB70	1
CA701-1M / CA701-1M-S	50 m
CA701-15-1M / CA701-15-1M-S	25 m
CA702 / CA802	50
SCPH2 Blade size: 2 x 100 mm	10

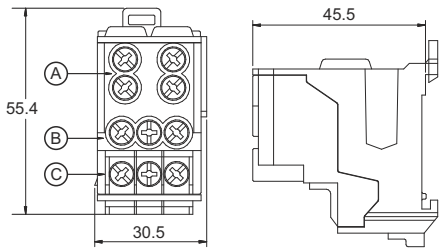

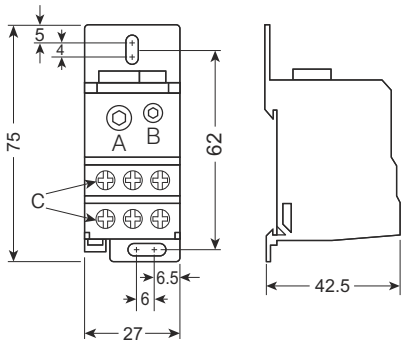

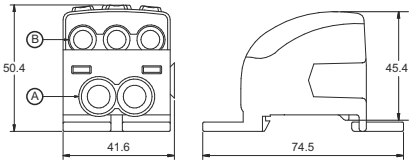

COMPACT DISTRIBUTION BLOCKS

	PDB400	DB185
Width (Thickness) x Length	53.3 x 94 mm	53.3 x 94 mm
Height with DIN 35 x 7.5 / 35 x 15 mm Rail	77.5 mm / 85.0 mm	68 mm / 74.0 mm
Total number of connection points	8	8

Connection Possibility as per		IEC	UL - CSA	IEC	UL - CSA
At 1 Connection Point (Input)	Wire Range	35 - 120 mm^2 (1 Conn.)	2 - 250 KCMIL	95 - 185 mm^2 (1 Conn.)	3/0 - 350 KCMIL
	Stripping Length	27 mm	19 mm	27 mm	27 mm
	Torque	19.0 Nm	172 lb-in	19.0 Nm	227 lb-in
At 2 Connection Points (Position A in diagram)	Wire Range	4.0 - 35 mm^2 (2 Conn.)	12 - 2 AWG	4.0 - 35 mm^2 (2 Conn.)	12 - 2 AWG
	Stripping Length	18 mm	18 mm	18 mm	18 mm
	Torque	2.5 Nm	54 lb-in	2.5 Nm	54 lb-in
At 3 Connection Point (Position B in diagram)	Wire Range	2.5 - 25 mm^2 (3 Conn.)	14 - 4 AWG	2.5 - 25 mm^2 (3 Conn.)	14 - 4 AWG
	Stripping Length	12 mm	12 mm	12 mm	12 mm
	Torque	2.0 Nm	27 lb-in	2.0 Nm	27 lb-in
At 4 Connection Point (Position C in diagram)	Wire Range	1.5 - 16 mm^2 (4 Conn.)	16 - 6 AWG	1.5 - 16 mm^2 (4 Conn.)	16 - 6 AWG
	Stripping Length	12 mm	12 mm	12 mm	12 mm
	Torque	2.0 Nm	27 lb-in	2.0 Nm	27 lb-in
Ratings As Per		IEC60947-7-1	UL-1059	IEC60947-7-1	UL-1059
Voltage		1000 V	600 V	1000 V	600 V
Current		250 A	250 A	353 A	310 A
Approvals		CE		CE cULus VDE	
Insulation Material / Material Group		Polyamide 6,6 / 1		Polyamide 6,6 / 1	
Rated Impulse Voltage / Pollution Degree		6 KV / 3		6 KV / 3	

		Type / Cat. No.		Standard Pack	Type / Cat. No.		Standard Pack
Terminal Block		PDB400		1	DB185		1
Mounting Rail	(Refer Pg. 217 for details)	CA701-1M / CA701-1M-S		50 m	CA701-1M / CA701-1M-S		50 m
		CA701-15-1M / CA701-15-1M-S		25 m	CA701-15-1M / CA701-15-1M-S		25 m
End Clamp	(Refer Pg. 218 for details)	CA702 / CA802		50	CA702 / CA802		50
Marking Tags	(Refer Pg. 222 for details)						
Screw Driver		SCPH2	Blade size: 2 x 100 mm	10	SCPH2	Blade size: 2 x 100 mm	10

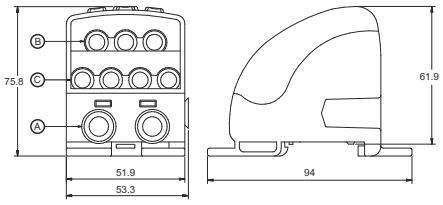

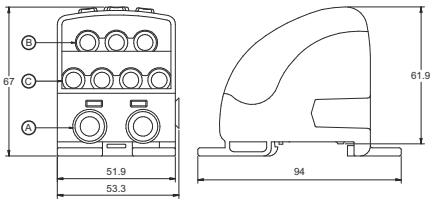

COMPONENT CARRIER TERMINAL BLOCK

The CCC4U Terminal Block is a component carrier base. Various pluggable component carriers and disconnecting plugs can be installed easily. These component carriers have built in protection against incorrect polarity.

CCC4U



Width (Thickness) x Length		6 x 58.5 mm		
Height with DIN 35 x 7.5 / 35 x 15 / 32 mm Rail		46.0 mm / 53.5 mm / 51.5 mm		
Connection Possibility as per		IEC		UL - CSA
With 1 Conductor per clamp	Stranded / Flexible	0.2 - 4.0 mm^2		24 - 10 AWG
	Solid	0.2 - 6.0 mm^2		
	with Ferrule / Lug	0.2 - 4.0 mm^2		24 - 10 AWG
With 2 same size Conductors per clamp	Stranded / Flexible	0.2 - 2.5 mm^2		24 - 12 AWG
	with TWIN Ferrule / Lug	0.2 - 2.5 mm^2		24 - 12 AWG
Wire Stripping Length		8 mm		
Ratings As Per		IEC60947-7-1	UL-1059	
Voltage		1000 V	600 V	
Current		*	*	
Torque		0.5 Nm	4.5 lb-in	
Approvals		CE		
Insulation Material / Material Group		Polyamide 6,6 / 1		
Rated Impulse Voltage / Pollution Degree		8 KV / 3		

		Type / Cat. No.	Standard Pack
Terminal Block		CCC4U	50
Mounting Rail	(Refer Pg. 217 for details)	CA701-1M / CA701-1M-S	50 m
		CA701-15-1M / CA701-15-1M-S	25 m
End Clamp	(Refer Pg. 218 for details)	CA702 / CA802	50
Marking Tags	(Refer Pg. 222 for details)	CA509/K6WHT	100
Screw Driver		SCS0.6/3.5 Blade size: 0.6 x 3.5 mm	10

Jumpers		Type / Cat. No.	Imax	Standard Pack
Pre Assembled Jumpers	2 pole	CA722/2	10 A	100
	3 pole	CA722/3	10 A	100
	4 pole	CA722/4	10 A	100
	10 pole	CA722/10	10 A	10

* Current Rating is based on Plug used.

CPD1 is component plug with built in diode 1N4007. CPF is component fuse plug suitable for Ø 5 x 20 mm fuses. CPFL is component plug which provides offline indication in case of a blown off fuse. CIP is a disconnecting plug which can be installed in the base Terminal Block CCC4U.

CPD1



CPF



CIP

		CPD1	Std. Pack	CPF	Std. Pack	CIP	Std. Pack
Component Carrier	With Diode	CPD1	50				
	For Ø 5 x 20 mm Fuse			CPF	50		
	Fuse with 6-60V AC/DC LED Circuit			CPFL6-60V	50		
	Fuse with 110-240V AC/DC LED Circuit			CPFL110-240V	50		
	Disconnection Plug					CIP	50
Width (Thickness) x Length x Height		6 x 28 x 35 mm		6 x 28 x 35 mm		5.4 x 17.45 x 26 mm	
* Current Rating		1 A		6.3 A		10 A	
Marking Tags	(Refer Pg. 222 for details)	CA509/K6WHT	100	CA509/K6WHT	100		

HIGH VOLTAGE TERMINAL BLOCKS

The CHV series Terminal Blocks have been specially designed for extremely high voltage (1500 V DC) applications.

A specially designed flexible foot enables easy mounting and dismounting from the mounting rail with the help of a screw driver. These Terminal Blocks have marker holding recesses to accept marking tags for circuit identification. Cross connection can be achieved with the aid of Jumpers / sleeves & screws.

CHV4U



Width (Thickness) x Length			6 x 52 mm		
Height with DIN 35 x 7.5 / 35 x 15 / 32 mm Rail			63.4 mm / 70.8 mm / 68.2 mm		
Connection Possibility as per			IEC		UL - CSA
With 1 Conductor per clamp	Stranded / Flexible		0.2 - 4.0 mm^2		22 - 10 AWG
	Solid		0.2 - 6.0 mm^2		
	with Ferrule / Lug		0.2 - 4.0 mm^2		22 - 10 AWG
With 2 same size Conductors per clamp	Stranded / Flexible		0.2 - 2.5 mm^2		22 - 12 AWG
	with TWIN Ferrule / Lug		0.2 - 2.5 mm^2		22 - 12 AWG
Wire Stripping Length			12 mm		
Ratings As Per			IEC60947-7-1	UL-1059	CSA22.2-158
Voltage			1000 V	1000 V	1000 V
Current			32 A	35 A	35 A
Torque			0.5 Nm	7 lb-in	7 lb-in
Approvals					
Insulation Material / Material Group			Polyamide 6,6 / 1		
Rated Impulse Voltage / Pollution Degree			8 KV / 3		

		Type / Cat. No.	Standard Pack
Terminal Block	Grey	CHV4U	50
	Blue	CHV4UBU	50
End Plate		EPUSC	50
Separator Plate		SP2.5/4UN	50
Mounting Rail (Refer Pg. 217 for details)		CA701-1M / CA701-1M-S	50 m
		CA701-15-1M / CA701-15-1M-S	25 m
End Clamp (Refer Pg. 218 for details)		CA702 / CA802	50
Marking Tags (Refer Pg. 222 for details)		CA509/K6WHT	100
Screw Driver		SCS0.6/3.5 Blade size: 0.6 x 3.5 mm	10

Jumpers		Type / Cat. No.	Imax	Standard Pack
Screw Type Jumpers	2 pole	CA623/2	32 A	100
	3 pole	CA623/3	32 A	100
	4 pole	CA623/4	32 A	100
	10 pole	CA623/10	32 A	10

CHV6U



8 x 52 mm

63.4 mm / 70.8 mm / 68.2 mm

IEC	UL - CSA
0.2 - 6.0 mm^2	22 - 8 AWG
0.2 - 6.0 mm^2	22 - 8 AWG
0.2 - 4.0 mm^2	22 - 10 AWG
0.2 - 4.0 mm^2	22 - 10 AWG

14 mm

IEC60947-7-1	UL-1059	CSA22.2-158	
1000 V	1000 V	1000 V	
41 A	50 A	50 A	
0.8 Nm	14 lb-in	14 lb-in	

Polyamide 6,6 / 1

8 KV / 3

Type / Cat. No.	Standard Pack
CHV6U	50
CHV6UBU	50
EPUSC	50
SP2.5/4UN	50
CA701-1M / CA701-1M-S	50 m
CA701-15-1M / CA701-15-1M-S	25 m
CA702 / CA802	50
CA509/K8WHT	100
SCS0.8/4 Blade size: 0.8 x 4 mm	10

Type / Cat. No.	Imax	Standard Pack
CA624/2	41 A	100
CA624/3	41 A	100
CA624/4	41 A	100
CA624/10	41 A	10

CHV10U



10 x 52 mm

63.4 mm / 70.8 mm / 68.2 mm

IEC	UL - CSA
0.2 - 10.0 mm^2	20 - 6 AWG
0.2 - 10.0 mm^2	20 - 6 AWG
0.2 - 6.0 mm^2	22 - 10 AWG
0.2 - 6.0 mm^2	22 - 10 AWG

14 mm

IEC60947-7-1	UL-1059	CSA22.2-158	
1000 V	1000 V	1000 V	
57 A	65 A	65 A	
1.2 Nm	14 lb-in	14 lb-in	

Polyamide 6,6 / 1

8 KV / 3

Type / Cat. No.	Standard Pack
CHV10U	50
CHV10UBU	50
EPUSC	50
SP2.5/4UN	50
CA701-1M / CA701-1M-S	50 m
CA701-15-1M / CA701-15-1M-S	25 m
CA702 / CA802	50
CA509/K10WHT	100
SCS0.8/4 Blade size: 0.8 x 4 mm	10

Type / Cat. No.	Imax	Standard Pack
CA625/2	57 A	100
CA625/3	57 A	100
CA625/4	57 A	100
CA625/10	57 A	10

SPRING LOADED TERMINAL BLOCKS

These modified version of feed through Terminal Blocks are fitted with springs below the clamps. These Terminal Blocks are preferred for connections that involve safety requirements of the Electric Supply Industry (ESI) standards, British CEGB regulations, SEC and NTPC applications. In addition to the high torque screws, these blocks have a built-in spring loading feature.

It is recommended to use hook type lug / ferrule for terminating wires in such connections.

These Terminal Blocks have a specially designed current bar for the right location & placement of wires crimped with hook type lug / ferrule, thus preventing loosening of the wires even when the screw clamps are not tightened.

CTS4USC, CTS6USC & CTS10USC are standard spring loaded feed through Terminal Blocks.

CDS6U/SC is spring loaded disconnect & test Terminal Block suitable for CT, PT & VT circuits.

CTS4USC



Width (Thickness) x Length		6 x 52 mm		
Height with DIN 35 x 7.5 / 35 x 15 / 32 mm Rail		63.4 mm / 70.8 mm / 68.2 mm		
Connection Possibility as per		IEC		UL - CSA
With 1 Conductor per clamp	Stranded / Flexible	0.2 - 4.0 mm^2		22 - 10 AWG
	Solid	0.2 - 6.0 mm^2		
	with Ferrule / Lug	0.2 - 4.0 mm^2		22 - 10 AWG
With 2 same size Conductors per clamp	Stranded / Flexible	0.2 - 2.5 mm^2		22 - 12 AWG
	with TWIN Ferrule / Lug	0.2 - 2.5 mm^2		22 - 12 AWG
Wire Stripping Length		12 mm		
Ratings As Per		IEC60947-7-1	UL-1059	CSA22.2-158
Voltage		1000 V	600 V	600 V
Current		32 A	35 A	35 A
Torque		0.5 Nm	7 lb-in	7 lb-in
Approvals				
Insulation Material / Material Group		Polyamide 6,6 / 1		
Rated Impulse Voltage / Pollution Degree		8 KV / 3		

		Type / Cat. No.	Standard Pack
Terminal Block	Grey	CTS4USC	50
	Blue	CTS4USCBU	50
End Plate		EPUSC	50
Separator Plate		SP2.5/4UN	50
Mounting Rail (Refer Pg. 217 for details)		CA701-1M / CA701-1M-S	50 m
		CA701-15-1M / CA701-15-1M-S	25 m
End Clamp (Refer Pg. 218 for details)		CA702 / CA802	50
Marking Tags (Refer Pg. 222 for details)		CA509/K6WHT	100
Screw Driver		SCS0.6/3.5 Blade size: 0.6 x 3.5 mm	10

Jumpers		Type / Cat. No.	Imax	Standard Pack
Screw Type Jumpers	2 pole	CA623/2	32 A	100
	3 pole	CA623/3	32 A	100
	4 pole	CA623/4	32 A	100
	10 pole	CA623/10	32 A	10
Hook Type Lug / Ferrule	1.5 sq.mm	CA604/1		100
	2.5 sq.mm	CA604/2		100
	4 sq.mm	CA604/5		100
	6 sq.mm			
	10 sq.mm			

CTS6USC



8 x 52 mm

63.4 mm / 70.8 mm / 68.2 mm

IEC	UL - CSA
0.2 - 6.0 mm^2	22 - 8 AWG
0.2 - 6.0 mm^2	22 - 8 AWG
0.2 - 4.0 mm^2	22 - 10 AWG
0.2 - 4.0 mm^2	22 - 10 AWG

14 mm

IEC60947-7-1	UL-1059	CSA22.2-158	
1000 V	1000 V	1000 V	
41 A	50 A	50 A	
0.8 Nm	14 lb-in	14 lb-in	

Polyamide 6,6 / 1

8 KV / 3

Type / Cat. No.	Standard Pack
CTS6USC	50
CTS6USCBU	50
EPUSC	50
SP2.5/4UN	50
CA701-1M / CA701-1M-S	50 m
CA701-15-1M / CA701-15-1M-S	25 m
CA702 / CA802	50
CA509/K6WHT	100
SCS0.6/3.5 Blade size: 0.6 x 3.5 mm	10

Type / Cat. No.	Imax	Standard Pack
CA624/2	41 A	100
CA624/3	41 A	100
CA624/4	41 A	100
CA624/10	41 A	10
CA604/1		100
CA604/2		100
CA604/5		100
CA604/3		100

CTS10USC



10 x 52 mm

63.4 mm / 70.8 mm / 68.2 mm

IEC	UL - CSA
0.2 - 10.0 mm^2	20 - 6 AWG
0.2 - 10.0 mm^2	20 - 6 AWG
0.2 - 6.0 mm^2	20 - 8 AWG
0.2 - 6.0 mm^2	20 - 8 AWG

14 mm

IEC60947-7-1	UL-1059	CSA22.2-158	
1000 V	1000 V	1000 V	
57 A	65 A	65 A	
1.2 Nm	14 lb-in	14 lb-in	

Polyamide 6,6 / 1

8 KV / 3

Type / Cat. No.	Standard Pack
CTS10USC	50
EPUSC	50
SP2.5/4UN	50
CA701-1M / CA701-1M-S	50 m
CA701-15-1M / CA701-15-1M-S	25 m
CA702 / CA802	50
CA509/K10WHT	100
SCS0.8/4 Blade size: 0.8 x 4 mm	10

Type / Cat. No.	Imax	Standard Pack
CA625/2	57 A	100
CA625/3	57 A	100
CA625/4	57 A	100
CA625/10	57 A	10
CA604/1		100
CA604/2		100
CA604/5		100
CA604/4		100
CA604/3		100

CDS6U/SC



8 x 82 mm

51.0 mm / 59.2 mm / 56.7 mm

IEC	UL - CSA
0.2 - 6.0 mm^2	22 - 8 AWG
0.2 - 6.0 mm^2	22 - 8 AWG
0.2 - 4.0 mm^2	22 - 10 AWG
0.2 - 4.0 mm^2	22 - 10 AWG

10 mm

IEC60947-7-1	UL-1059	CSA22.2-158	
800 V	600 V	600 V	
41 A	45 A	45 A	
0.8 Nm	14 lb-in	14 lb-in	

Polyamide 6,6 / 1

8 KV / 3

Type / Cat. No.	Standard Pack
CDS6U/SC	50
EPCDS6U	50
CA701-1M / CA701-1M-S	50 m
CA701-15-1M / CA701-15-1M-S	25 m
CA702 / CA802	50
CA509/K8WHT	100
SCS0.8/4 Blade size: 0.8 x 4 mm	10

Type / Cat. No.	Imax	Standard Pack
CA723/2	41 A	100
CA723/3	41 A	50
CA723/4	41 A	50
CA723/10	41 A	50
CA604/1		100
CA604/2		100
CA604/5		100
CA604/3		100

Note:
For other accessories for CDS6U please refer page 49.

SPRING LOADED TERMINAL BLOCKS

CKT4SPSC is spring loaded knife disconnect Terminal Block. Disconnection of circuit is achieved by lifting a lever which operates the knife contact.

In CDTTUSC terminal the disconnection is achieved by means of a slide link operated with a screw driver.

CDTTUFTSC is standard spring loaded feed through Terminal Block in the same profile as that of CDTTUSC.

CKT4SPSC



Width (Thickness) x Length		6 x 58.5 mm		
Height with DIN 35 x 7.5 / 35 x 15 / 32 mm Rail		46.0 mm / 53.5 mm / 51.5 mm		
Connection Possibility as per		IEC		UL - CSA
With 1 Conductor per clamp	Stranded / Flexible	0.2 - 4.0 mm^2		24 - 10 AWG
	Solid	0.2 - 6.0 mm^2		
	with Ferrule / Lug	0.2 - 4.0 mm^2		24 - 10 AWG
With 2 same size Conductors per clamp	Stranded / Flexible	0.2 - 2.5 mm^2		24 - 12 AWG
	with TWIN Ferrule / Lug	0.2 - 2.5 mm^2		24 - 12 AWG
Wire Stripping Length		8 mm		
Ratings As Per		IEC60947-7-1	UL-1059	CSA22.2-158
Voltage		1000 V	600 V	600 V
Current		28 A	30 A	30 A
Torque		0.5 Nm	4.5 lb-in	4.5 lb-in
Approvals				
Insulation Material / Material Group		Polyamide 6,6 / 1		
Rated Impulse Voltage / Pollution Degree		8 KV / 3		

		Type / Cat. No.	Standard Pack
Terminal Block	Grey	CKT4SPSC	50
Mounting Rail (Refer Pg. 217 for details)		CA701-1M / CA701-1M-S	50 m
		CA701-15-1M / CA701-15-1M-S	25 m
End Clamp (Refer Pg. 218 for details)		CA702 / CA802	50
Marking Tags (Refer Pg. 222 for details)		CA509/K6WHT	100
Screw Driver		SCS0.6/3.5 Blade size: 0.6 x 3.5 mm	10

Jumpers		Uninsulated	Insulated	Imax	Standard Pack
Screw Type Jumpers	2 pole	CA722/2	CA742/2	28 A	100
	3 pole	CA722/3	CA742/3	28 A	100
	4 pole	CA722/4	CA742/4	28 A	100
	10 pole	CA722/10	CA742/10	28 A	10
External Jumpers	2 pole		CA714/2	28 A	100
	3 pole		CA714/3	28 A	100
	4 pole		CA714/4	28 A	100
	10 pole		CA714/10	28 A	20
Shorting Plug	2 pole				

CDTTUSC

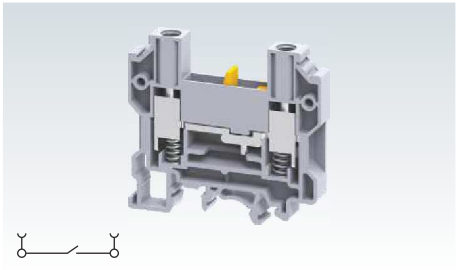

8 x 63 mm			
58.7 mm / 65.7 mm / 63.7 mm			
IEC		UL - CSA	
1.5 - 10.0 mm^2		16 - 8 AWG	
1.5 - 10.0 mm^2		16 - 8 AWG	
1.5 - 4.0 mm^2		16 - 10 AWG	
1.5 - 4.0 mm^2		16 - 10 AWG	
12 mm			
IEC60947-7-1	UL-1059	CSA22.2-158	
800 V	600 V	600 V	
57 A	41 A	41 A	
1.2 Nm	14 lb-in	14 lb-in	
Polyamide 6,6 / 1			
8 KV / 3			

Type / Cat. No.	Standard Pack
CDTTUSC	50
EPCDTTU	50
CA701-1M / CA701-1M-S	50 m
CA701-15-1M / CA701-15-1M-S	25 m
CA702 / CA802	50
CA509/K8WHT	100
SCS1.0/5.5 Blade size: 1.0 x 5.5 mm	10

Type / Cat. No.	Imax	Standard Pack
CA710/2	35 A	100
CA710/3	35 A	50
CA710/4	35 A	50
CA710/10	35 A	20
QJ8/2		25

CDTTUFTSC



8 x 63 mm			
58.7 mm / 65.7 mm / 63.7 mm			
IEC		UL - CSA	
1.5 - 10.0 mm^2		16 - 8 AWG	
1.5 - 10.0 mm^2		16 - 8 AWG	
1.5 - 4.0 mm^2		16 - 10 AWG	
1.5 - 4.0 mm^2		16 - 10 AWG	
12 mm			
IEC60947-7-1	UL-1059	CSA22.2-158	
800 V	600 V	600 V	
57 A	41 A	41 A	
1.2 Nm	14 lb-in	14 lb-in	
Polyamide 6,6 / 1			
8 KV / 3			

Type / Cat. No.	Standard Pack
CDTTUFTSC	50
EPCDTTU	50
CA701-1M / CA701-1M-S	50 m
CA701-15-1M / CA701-15-1M-S	25 m
CA702 / CA802	50
CA509/K8WHT	100
SCS1.0/5.5 Blade size: 1.0 x 5.5 mm	10

Type / Cat. No.	Imax	Standard Pack
CA710/2	35 A	100
CA710/3	35 A	50
CA710/4	35 A	50
CA710/10	35 A	20

MICRO TERMINAL BLOCKS

These Terminal Blocks are extremely compact and are used in applications with space constraints. These blocks should be used with DIN 15 type (DIN 2) rails.

The terminals with Ex & IECEx approval can be used in potentially explosive atmosphere. For detailed information refer page 243.

CMT4

Width (Thickness) x Length		6 x 27 mm
Height with DIN 15 mm Rail		30.4 mm
Connection Possibility as per		IEC / UL - CSA
With 1 Conductor per clamp	Stranded / Flexible	0.2 - 4.0 mm² / 22 - 10 AWG
	Solid	0.2 - 6.0 mm²
	with Ferrule / Lug	0.2 - 4.0 mm² / 22 - 10 AWG
With 2 same size Conductors per clamp	Stranded / Flexible	0.2 - 2.5 mm² / 22 - 12 AWG
	with TWIN Ferrule / Lug	0.2 - 2.5 mm² / 22 - 12 AWG
Wire Stripping Length		8 mm

Ratings As Per	IEC60947-7-1	UL-1059	CSA22.2-158	IEC 60079-7
Voltage	500 V	300 V	300 V	380 V
Current	32 A	35 A	35 A	28 A
Torque	0.5 Nm	7 lb-in	7 lb-in	0.5 Nm

Approvals

Insulation Material / Material Group		Polyamide 6,6 / 1
Rated Impulse Voltage / Pollution Degree		4 KV / 3

		Type / Cat. No.	Standard Pack
Terminal Block	Grey	CMT4	100
	Blue	CMT4BU	100
	Red	CMT4R	100
	Yellow	CMT4Y	100
	Black	CMT4BK	100
	Green	CMT4GN	100
Ground / Earth (Refer Pg. 28 for Details)		CGMT4	100
End Plate		EPCMT4	50
Partition Plate		PPCMT4	50
Mounting Rail (Refer Pg. 217 for details)		CA601	50
End Clamp (Refer Pg. 218 for details)		CA602	50
Marking Tags (Refer Pg. 222 for details)		CA509/K2WHT	100
Screw Driver		SCS0.6/3.5 Blade size: 0.6 x 3.5 mm	10

Jumpers		Uninsulated	Insulated	Imax	Standard Pack
Screw Type Jumpers	2 pole	CA727/2	CA747/2	32 A	100
	3 pole	CA727/3	CA747/3	32 A	100
	4 pole	CA727/4	CA747/4	32 A	100
	10 pole	CA727/10	CA747/10	32 A	10
	100 pole				
Jumper Bar	2 pole	CA703/1		32 A	100
	3 pole	CA704/1		32 A	100
	4 pole	CA705/1		32 A	100
	10 pole	CA732/10		32 A	100
	10 pole (Breakable)	CA732/10-A		32 A	100
	100 pole	CA732/100		32 A	10
Short Sleeve & Screw for configurable jumper bar		CA607/S/Q			100
Switchable Jumpers		CA706/1		32 A	100
Long Sleeve & Screw for Switchable Jumpers		CA607/L/Q			100
External Jumpers	2 pole		CA714/2	25 A	100
	3 pole		CA714/3	25 A	100
	4 pole		CA714/4	25 A	100
	10 pole		CA714/10	25 A	20
Test Socket		CA707/TS/03			100

PANEL MOUNT TERMINAL BLOCK

A perfect solution for extremely compact wiring applications, these Terminal Blocks are modular and can be stacked to form multi-pole Terminal Block assemblies. The stacked assemblies are fitted with mounting End Plates on both ends for easy installations.

M3 screw of desired length can be used for mounting.

The terminals with Ex & IECEx approval can be used in potentially explosive atmosphere. For detailed information refer page 243.

CMB4

Width (Thickness) x Length		6 x 27 mm
Height		28.5 mm
Connection Possibility as per		IEC / UL - CSA
With 1 Conductor per clamp	Stranded / Flexible	0.2 - 4.0 mm² / 22 - 10 AWG
	Solid	0.2 - 6.0 mm²
	with Ferrule / Lug	0.2 - 4.0 mm² / 22 - 10 AWG
With 2 same size Conductors per clamp	Stranded / Flexible	0.2 - 2.5 mm² / 22 - 12 AWG
	with TWIN Ferrule / Lug	0.2 - 2.5 mm² / 22 - 12 AWG
Wire Stripping Length		8 mm

Ratings As Per	IEC60947-7-1	UL-1059	CSA22.2-158	IEC 60079-7
Voltage	500 V	300 V	300 V	440 V
Current	32 A	30 A	35 A	28 A
Torque	0.5 Nm	7 lb-in	7 lb-in	0.5 Nm

Approvals

			Type / Cat. No.		Standard Pack
Insulation Material / Material Group			Polyamide 6,6 / 1		
Rated Impulse Voltage / Pollution Degree			4 KV / 3		
Terminal Block	Grey		CMB4		100
	Blue		CMB4BU		100
	Red		CMB4R		100
	Yellow		CMB4Y		100
	Black		CMB4BK		100
	Green		CMB4GN		100
	Orange		CMB4O		100
	White		CMB4W		100
End Plate			EPCMB4		50
Separator Plate			SPCMB4		50
Marking Tags (Refer Pg. 222 for details)			CA509/K2WHT		100
Screw Driver			SCS0.6/3.5	Blade size: 0.6 x 3.5 mm	10

Note:
It is recommended to use additional End Plate after every 20 Terminal Blocks in a stacked assembly.

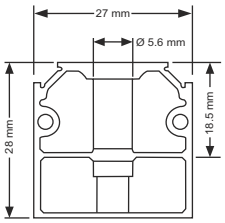

End Plate

Jumpers		Uninsulated	Insulated	Imax	Standard Pack
Screw Type Jumpers	2 pole	CA727/2	CA747/2	32 A	100
	3 pole	CA727/3	CA747/3	32 A	100
	4 pole	CA727/4	CA747/4	32 A	100
	10 pole	CA727/10	CA747/10	32 A	10
	100 pole				
Jumper Bar	2 pole	CA703/1		32 A	100
	3 pole	CA704/1		32 A	100
	4 pole	CA705/1		32 A	100
	10 pole	CA732/10		32 A	100
	10 pole (Breakable)	CA732/10-A		32 A	100
	100 pole	CA732/100		32 A	10
Short Sleeve & Screw for configurable jumper bar		CA607/S/Q			100
External Jumpers	2 pole		CA714/2	25 A	100
	3 pole		CA714/3	25 A	100
	4 pole		CA714/4	25 A	100
	10 pole		CA714/10	25 A	20
Test Socket		CA707/TS/01			100

THERMOCOUPLE TERMINAL BLOCKS

These Terminal Blocks are used with thermocouple wires in measurement applications.

As per DIN 43713 & DIN 43714 the current carrying element of the Terminal Block is made of the same material as the Thermocouple wire. These special current carrying elements ensure that there is no loss of potential at the connecting points.

The following types of Thermocouple wires can be connected using standard Thermocouple Terminal Blocks

'K' type - Chromel (Ni/Cr), Alumel (Ni/Al)
'J' type - Iron (Fe), Constantan (Cu/Ni)
'T' type - Copper (Cu), Constantan (Cu/Ni)
'E' type - Chromel (Ni/Cr), Constantan (Cu/Ni)

CTT2.5U

Width (Thickness) x Length		10 x 43 mm		
Height with DIN 35 x 7.5 / 35 x 15 / 32 mm Rail		46.2 mm / 53.7 mm / 51.1 mm		
Connection Possibility as per		IEC		UL - CSA
With 1 Conductor per clamp	Stranded / Flexible	0.2 - 2.5 mm^2		22 - 14 AWG
	Solid	0.2 - 4.0 mm^2		22 - 12 AWG
	with Ferrule / Lug	0.2 - 2.5 mm^2		22 - 14 AWG
With 2 same size Conductors per clamp	Stranded / Flexible	0.2 - 1.5 mm^2		22 - 16 AWG
	with TWIN Ferrule / Lug	0.2 - 1.5 mm^2		22 - 16 AWG
Wire Stripping Length		8 mm		
Ratings As Per		IEC60947-7-1		
Voltage		1000 V		
Current		10 A		
Torque		0.4 Nm		
Approvals				
Insulation Material / Material Group		Polyamide 6,6 / 1		
Rated Impulse Voltage / Pollution Degree		4 KV / 3		

	Type / Cat. No.	Suitable for Thermocouple Wire	Standard Pack
Terminal Block	CTT2.5UK	K Type	50
	CTT2.5UJ	J Type	50
	CTT2.5UT	T Type	50
	CTT2.5UE	E Type	50
End Plate	EP2.5/4UN		50
Partition Plate	PP2.5/4UN		50
Separator Plate	SP2.5/4UN		100
Mounting Rail (Refer Pg. 217 for details)	CA701-1M / CA701-1M-S		50 m
	CA701-15-1M / CA701-15-1M-S		25 m
End Clamp (Refer Pg. 218 for details)	CA702 / CA802		50
Marking Tags (Refer Pg. 222 for details)	CA509/K5WHT		100
Screw Driver	SCS0.5/3	Blade size: 0.5 x 3.0 mm	10

Typical Temperature Measuring circuit

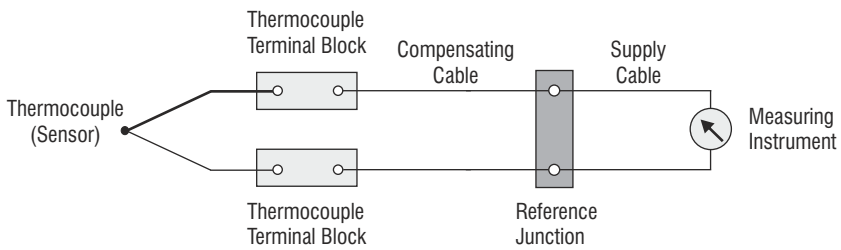

TAB CONNECTION TERMINAL BLOCKS

CTC4U



The CTC4U Tab Connection Terminal Blocks offer quick connection possibility. The Terminal Blocks are suited for standard 'Fast On' type lugs.

The connection is achieved by pushing the lug / ferrule onto the tab blade of the Terminal Block.

Width (Thickness) x Length			6 x 47 mm
Height with DIN 35 x 7.5 / 35 x 15 / 32 mm Rail			51.2 mm / 58.8 mm / 56.3 mm
Connection Possibility as per		IEC	UL - CSA
With 1 Conductor per clamp	Stranded / Flexible	0.2 - 4.0 mm^2	24 - 12 AWG
	Stranded / Flexible with Ferrule / Lug	0.2 - 4.0 mm^2	24 - 12 AWG
With 2 same size Conductors per clamp	Stranded / Flexible	0.2 - 2.5 mm^2	24 - 12 AWG
Wire Stripping Length		9 mm	
Ratings As Per		IEC60947-7-1	
Voltage		300 V	
Current		32 A	
Approvals		CE Lloyd's Register	
Insulation Material / Material Group		Polyamide 6,6 / 1	
Rated Impulse Voltage / Pollution Degree		2.5 KV / 3	

	Type / Cat. No.	Standard Pack
Terminal Block	CTC4U	100
End Plate	EPCTC4U	50
Mounting Rail (Refer Pg. 217 for details)	CA701-1M / CA701-1M-S	50 m
	CA701-15-1M / CA701-15-1M-S	25 m
End Clamp (Refer Pg. 218 for details)	CA702 / CA802	50
Marking Tags (Refer Pg. 222 for details)	CA509/K6WHT	100

Jumpers		Imax	Standard Pack
Permanent Jumpers	2 pole	CA703/1 32 A	100
	3 pole	CA704/1 32 A	100
	4 pole	CA705/1 32 A	100
	10 pole	CA732/10 32 A	100
	100 pole	CA732/100 32 A	10
Short Sleeve & Screw for Permanent Jumpers		CA807/S/Q/01	100
Test Socket		CA707/TS/01	100



TERMINAL BLOCKS WITH ELECTRONIC COMPONENTS

The following Standard Active Terminal Blocks are available:

Diode / Resistor Terminal Blocks

Terminal Blocks with Light Indication

CDL4U(O) - Connectwell Double Level Terminal Blocks are available with open current bars at the bottom level to which the electronic components can be soldered.

CDL4USP - Spacers can be used for covering custom electronic components, which may protrude from the CDL4U(O) Terminal Block.

Part No.	Application	Std. Pack
CDL4UED1	Arc suppression circuit for contactors & solenoid valves - D.C	100

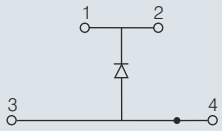

Width (Thickness) x Length		6 x 55.5 mm		
Height with DIN 35 x 7.5 / 35 x 15 / 32 mm Rail		55.7 mm / 63.1 mm / 60.3 mm		
Connection Possibility as per		IEC		UL - CSA
With 1 Conductor per clamp	Stranded / Flexible	0.2 - 4.0 mm^2		22 - 10 AWG
	Solid	0.2 - 6.0 mm^2		
	with Ferrule / Lug	0.2 - 4.0 mm^2		22 - 10 AWG
With 2 same size Conductors per clamp	Stranded / Flexible	0.2 - 2.5 mm^2		22 - 12 AWG
	with TWIN Ferrule / Lug	0.2 - 2.5 mm^2		22 - 12 AWG
Wire Stripping Length		9 mm		
Ratings As Per		IEC60947-7-1	UL-1059	CSA22.2-158
Voltage		500 V	600 V	300 V
Current		32 A	35 A	25 A
Torque		0.5 Nm	7 lb-in	7 lb-in
Approvals				
Insulation Material / Material Group		Polyamide 6,6 / 1		
Diode		1N 4007		
Diode Reverse Voltage / Current		1000 V / 1 A		

Part No.	Application	Std. Pack
CDL4UED2	Arc suppression circuit for contactors & solenoid valves - D.C	100

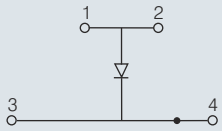

	Type / Cat. No.	Standard Pack
End Plate	EPCDL4U	50
Spacer	CDL4USP	50
Mounting Rail (Refer Pg. 217 for details)	CA701-1M / CA701-1M-S	50 m
	CA701-15-1M / CA701-15-1M-S	25 m
Marking Tags (Refer Pg. 222 for details)	CA509/K2WHT	100
Screw Driver	SCS0.6/3.5 Blade size: 0.6 x 3.5 mm	10

Part No.	Application	Std. Pack
CDL4UED3	Diode circuit for reverse polarity protection	100

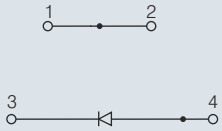

Jumpers		Type / Cat. No.	Imax	Standard Pack
Screw Type Jumpers	2 pole	CA703/1	32 A	100
	3 pole	CA704/1	32 A	100
	4 pole	CA705/1	32 A	100
	10 pole	CA732/10	32 A	100
Short Sleeve & Screw for configurable jumper bar		CA607/S/Q		100

Part No.	Application	Std. Pack
CDL4UEDD1	Diode circuit for lamp testing	100

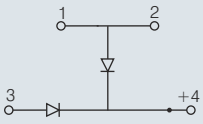

Part No.	Application	Std. Pack
CDL4UEDD2	Diode circuit for lamp testing	100

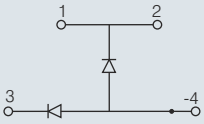

Part No.	Application	Std. Pack
CDL4UEDD3	Diode circuit for lamp testing	100

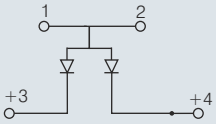

Part No.	Application	Std. Pack
CDL4UEDD4	Diode circuit for lamp testing	100

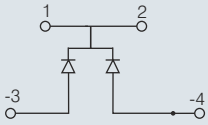

Part No.	Application	Std. Pack
CDL4UED4	Diode circuit for lamp testing with LED series resistance	100

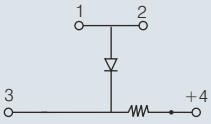

Part No.	Application	Std. Pack
CDL4UEDD5	Diode circuit for lamp testing with LED series resistance	100

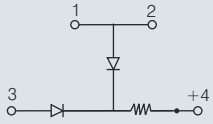

Part No.	Application	Std. Pack
CKT4UD1	Arc suppression circuit for contactors & solenoid valves - D.C	100



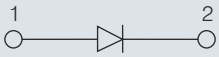

Part No.	Application	Std. Pack
CKT4UD2	Arc suppression circuit for contactors & solenoid valves - D.C	100



Part No.	Diode Type	Std. Pack
CF4SPD1	1N4007	50
CF4SPD2	1N5408	50
CF4SPD3	1N5820	50



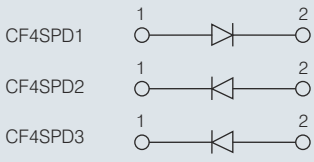

Part No.	Application	Std. Pack
CDL4UEN1	AC Voltage indicator with Neon lamp	100

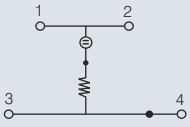

Part No.	Application	Std. Pack
CDL4UELD5	AC Voltage indicator with LED	100



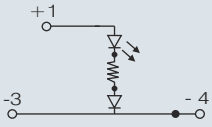

Part No.	Application	Std. Pack
CDL4UELD3	AC Voltage indicator with LED	100



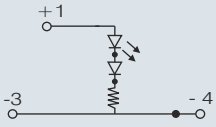

Part No.	Application	Std. Pack
CDL4UELD4	AC Voltage indicator with LED	100



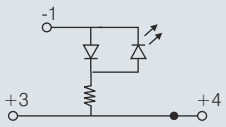

Part No.	Application	Std. Pack
CDL4UELD1	DC Voltage indicator with LED	100



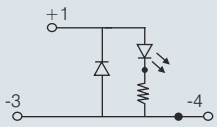

Part No.	Application	Std. Pack
CDL4UELD2	DC Voltage indicator with LED	100



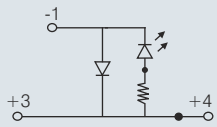

Part No.	Application	Std. Pack
CDL4UEL1	DC Voltage indicator with LED	100



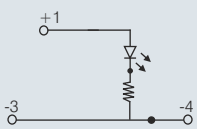

Part No.	Application	Std. Pack
CDL4UEL2	DC Voltage indicator with LED	100



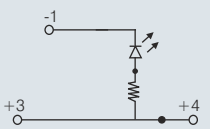

Part No.	Application	Std. Pack
CDL4U(O)	Basic terminal for soldering electronic components	100

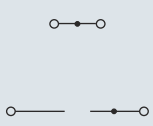

SURGE SUPPRESSION TERMINAL BLOCKS

These Terminal Blocks are designed to protect a single line against a longitudinal (line / earth) surge, thereby protecting distribution and input.

CDL4U(E)SDU is for DC application at 48 V with current rating 3.2 A.

CDL4U(E)SDB is for AC application at 400 VAC with current rating 4 A.

CDL4UELA



Circuit Diagram	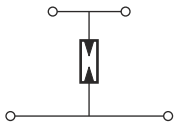	
Width (Thickness) x Length	18 x 55.5 mm	
Height with DIN 35 x 7.5 / 35 x 15 / 32 mm Rail	55.7 mm / 63.1 mm / 60.3 mm	
Connection Possibility as per	IEC	UL - CSA
With 1 Conductor per clamp — Stranded / Flexible	0.2 - 4.0 mm^2	22 - 10 AWG
With 1 Conductor per clamp — Solid	0.2 - 6.0 mm^2	
With 1 Conductor per clamp — with Ferrule / Lug	0.2 - 4.0 mm^2	22 - 10 AWG
With 2 same size Conductors per clamp — Stranded / Flexible	0.2 - 2.5 mm^2	22 - 12 AWG
With 2 same size Conductors per clamp — with TWIN Ferrule / Lug	0.2 - 2.5 mm^2	22 - 12 AWG
Wire Stripping Length	9 mm	
Type of Connection	4 Screw Clamps	
Rated Connection Capacity	0.5 - 4 sq.mm / 22-10 AWG	
Voltage Rating	75 V, 90 V, 230 V, 600 V, 1000 V DC	
Impulse Discharge Current	20 KA (8/20μs)	
Alternating Discharge Current at Hz	20 A	
Response Time	100 ms	
Normal Current	10 A	
Capacitance	< 1.5 pf	
Insulation Material / Material Group	Polyamide 6,6 / 1	
Approvals	CE cULus	

	Type / Cat. No.	Standard Pack
Terminal Block	CDL4UELA90V	32
End Plate	EPCDL4U	50
Spacer	CDL4USP	50
Mounting Rail (Refer Pg. 217 for details)	CA701-1M / CA701-1M-S	50 m
	CA701-15-1M / CA701-15-1M-S	25 m
End Clamp (Refer Pg. 218 for details)	CA702 / CA802 / CA202	50
Marking Tags (Refer Pg. 222 for details)	CA509/K2WHT	100
Screw Driver	SCS0.6/3.5 Blade size: 0.6 x 3.5 mm	10

SURGE SUPPRESSION TERMINAL BLOCKS



	CDL4UE3LA	CDL4UEMOV
Circuit Diagram	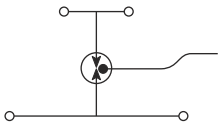	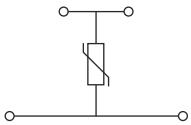
Width (Thickness) x Length	18 x 55.5 mm	12 x 55.5 mm
Height with DIN 35 x 7.5 / 35 x 15 / 32 mm Rail	55.7 mm / 63.1 mm / 60.3 mm	55.7 mm / 63.1 mm / 60.3 mm
Connection Possibility as per	IEC / UL - CSA	IEC / UL - CSA
With 1 Conductor per clamp — Stranded / Flexible	0.2 - 4.0 mm^2 / 22 - 10 AWG	0.2 - 4.0 mm^2 / 22 - 10 AWG
With 1 Conductor per clamp — Solid	0.2 - 6.0 mm^2	0.2 - 6.0 mm^2
With 1 Conductor per clamp — with Ferrule / Lug	0.2 - 4.0 mm^2 / 22 - 10 AWG	0.2 - 4.0 mm^2 / 22 - 10 AWG
With 2 same size Conductors per clamp — Stranded / Flexible	0.2 - 2.5 mm^2 / 22 - 12 AWG	0.2 - 2.5 mm^2 / 22 - 12 AWG
With 2 same size Conductors per clamp — with TWIN Ferrule / Lug	0.2 - 2.5 mm^2 / 22 - 12 AWG	0.2 - 2.5 mm^2 / 22 - 12 AWG
Wire Stripping Length	9 mm	9 mm
Type of Connection	4 Screw Clamps	4 Screw Clamps
Rated Connection Capacity	0.5 - 4 sq.mm / 22-10 AWG	0.5 - 4 sq.mm / 22-10 AWG
Voltage Rating	90 V, 230 V, 350 V, 600 V DC	30 V, 60 V, 75 V, 130 V, 275 V, 460 V, 510 V, 625 V, 680 V A.C.
Impulse Discharge Current	10 KA (8/20μs)	2 KA - 6.5 KA (8/20μs)
Alternating Discharge Current at Hz	10 A	
Response Time	100 ms	< 25 ns
Capacitance	< 1.0 pf	100 - 20000 pf
Insulation Material / Material Group	Polyamide 6,6 / 1	Polyamide 6,6 / 1
Approvals	IECEE CE	IECEE CE

		Type / Cat. No.	Standard Pack	Type / Cat. No.	Standard Pack
Terminal Block		CDL4UE3LA(90V)	32	CDL4UEMOV-30V	52
				CDL4UEMOV-60V	52
End Plate		EPCDL4U	50	EPCDL4U	50
Spacer		CDL4USP	50	CDL4USP	50
Mounting Rail	(Refer Pg. 217 for details)	CA701-1M / CA701-1M-S	50 m	CA701-1M / CA701-1M-S	50 m
		CA701-15-1M / CA701-15-1M-S	25 m	CA701-15-1M / CA701-15-1M-S	25 m
End Clamp	(Refer Pg. 218 for details)	CA702 / CA802 / CA202	50	CA702 / CA802 / CA202	50
Marking Tags	(Refer Pg. 222 for details)	CA509/K2WHT	100	CA509/K2WHT	100
Screw Driver		SCS0.6/3.5 Blade size: 0.6 x 3.5 mm	10	SCS0.6/3.5 Blade size: 0.6 x 3.5 mm	10

CTLG2.5EMOV

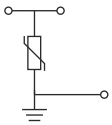

6 x 87.5 mm

66.0 mm / 74.0 mm

IEC	UL - CSA
0.2 - 2.5 mm^2	22 - 14 AWG
0.2 - 4.0 mm^2	22 - 12 AWG
0.2 - 2.5 mm^2	22 - 14 AWG
0.2 - 1.5 mm^2	22 - 16 AWG
0.2 - 1.5 mm^2	22 - 16 AWG

9 mm

3 Screw Clamps

0.5 - 2.5 sq.mm / 22-12 AWG

Upto 275 V

2 KA - 6.5 KA (8/20μs)

< 25 ns

100 - 20000 pf

Polyamide 6,6 / 1

CE

Type / Cat. No.	Standard Pack
CTLG2.5EMOV-275V	50
EPCTLG2.5	50
CA701-1M / CA701-1M-S	50 m
CA701-15-1M / CA701-15-1M-S	25 m
CA702 / CA802 / CA202	50
CA509/K2GWHT	100
SCS0.6/3.5 Blade size: 0.6 x 3.5 mm	10

CDL4UESD



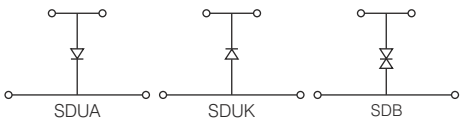

12 x 55.5 mm

55.7 mm / 63.1 mm / 60.3 mm

IEC	UL - CSA
0.2 - 4.0 mm^2	22 - 10 AWG
0.2 - 6.0 mm^2	
0.2 - 4.0 mm^2	22 - 10 AWG
0.2 - 2.5 mm^2	22 - 12 AWG
0.2 - 2.5 mm^2	22 - 12 AWG

9 mm

4 Screw Clamps

0.5 - 4 sq.mm / 22-10 AWG

12 VDC to 48 VDC / 12 VAC to 160 VAC

1.5 KA

1 ns (D.C) / 5 ns (A.C)

Polyamide 6,6 / 1

IECEE CE

Type / Cat. No.	Standard Pack
CDL4UESDUA24V	52
CDL4UESDB-160V	52
EPCDL4U	50
CDL4USP	50
CA701-1M / CA701-1M-S	50 m
CA701-15-1M / CA701-15-1M-S	25 m
CA702 / CA802 / CA202	50
CA509/K2WHT	100
SCS0.6/3.5 Blade size: 0.6 x 3.5 mm	10

CDL4UERC



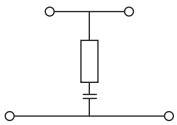

18 x 55.5 mm

55.7 mm / 63.1 mm / 60.3 mm

IEC	UL - CSA
0.2 - 4.0 mm^2	22 - 10 AWG
0.2 - 6.0 mm^2	
0.2 - 4.0 mm^2	22 - 10 AWG
0.2 - 2.5 mm^2	22 - 12 AWG
0.2 - 2.5 mm^2	22 - 12 AWG

9 mm

4 Screw Clamps

0.5 - 4 sq.mm / 22-10 AWG

250 VAC / 630 VDC

20 A

Polyamide 6,6 / 1

IECEE CE

Type / Cat. No.	Standard Pack
CDL4UERCO-0.1MF	32
CDL4UERC0.22MF	32
EPCDL4U	50
CDL4USP	50
CA701-1M / CA701-1M-S	50 m
CA701-15-1M / CA701-15-1M-S	25 m
CA702 / CA802 / CA202	50
CA509/K2WHT	100
SCS0.6/3.5 Blade size: 0.6 x 3.5 mm	10